

KEY VOCABULARY

Crotchet – a musical note with the time value of one beat

Quaver – a musical note with the time value of half a beat

Major – important or significant

Urban – belonging to or relating to a town or city

Medieval – Middle Ages - the period in European history from about AD 600 to AD 1500

Reign- rule as a monarch

Migrate-to move from one part of something to another

Tier 2 multiple meaning or high frequency

consequence a direct result or effect

contact state of touching something else

force something that causes movement

attract draw something closer

north one end of a magnet

south opposite end of a magnet to north

Y3/4 Autumn 2 2023

The History of East Anglia



During this topic, we will be historians and we will investigate:

1. What is the history of East Anglia?
2. What was East Anglia like as a place in the past?
3. How has the past influenced East Anglia?
4. What is significant about Lavenham?


PSHE: My Emotions/Anti-Bullying

In this unit, we will learn about how to:

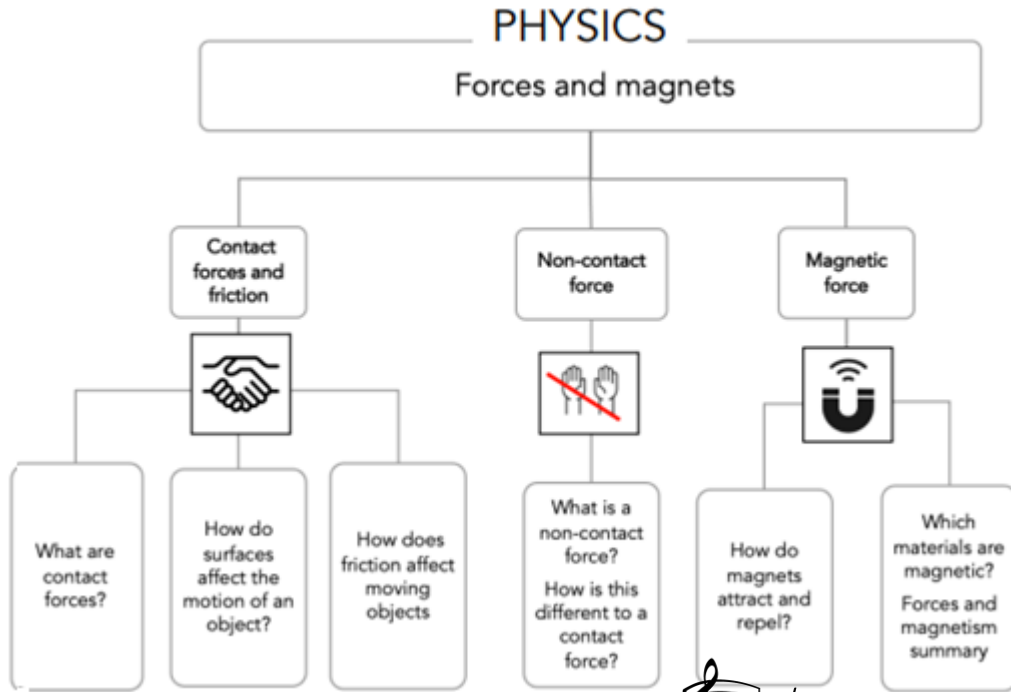
- *recognise and communicate how us and others are feeling
- *be able to explain what mental well-being means
- *recognise our own personal strengths and qualities
- *understand what bullying is and give examples of different kinds of bullying
- *describe how those involved in bullying may feel
- *to describe assertive techniques when responding to bullying

CURRICULUM ENHANCER

A trip to Gainsborough
Museum.
Christmas Performances.




As **scientists**, we will be learning forces and magnets.



In **music**, we are learning to create clapping patterns using crotchet and quaver beats.

In **computing**, we are learning about online bullying. We will learn what online bullying is, what it might feel like and how to deal with it whether it happens to either us or a friend.

In **PE**, we will be learning about swimming and OAA.



Archimedes (287BC – 212BC)

In **DT**, we will be learning about Mechanisms - How can you do a lot of work with little effort? We will improve our design, planning, making and evaluation skills.

LKS2 How does a Muslim show their **submission** and obedience to Allah?

Prior learning
The importance of the names 'Allah' and 'Muhammad' to Muslims.
Stories about Muhammad.
The different names of Allah e.g. the doer of good, the generous, which show what a Muslim believes about God.

What should we know?
That **submission** is about recognising that Allah is to be obeyed at all times.
That Muslim's believe:

- That Allah is the one true God; the most important being in the universe.
- That Allah should be obeyed in every way and Muslims trust him to tell them the right thing to do.
- That praying five times a day helps them to remember to submit to Allah in all they do.



What should we be able to do?
Explain how a Muslim responds when hearing the Adhan.
Explain that Muslim means 'one who submits' or who willingly does what God wants them to do.
Explain a Muslim learns from the story of Bilal and the first call to prayer to submit to Allah.
Describe some things Muslims do when they get ready for prayer and how the physical actions show submission to Allah.
Understand that saying the Bismillah reminds Muslims that Allah is involved in everything.

What words should we understand and be able to use?

| | | | |
|-------------------|---|---------------------------|---|
| Submission | For a Muslim this means obeying Allah as creator of all. | Adhan | The Adhan is the Muslim call to prayer performed in Arabic. It announces the beginning of a set period of prayer. |
| Bismillah | This means 'in the name of Allah.' The first words in their holy book. Muslims say this before starting anything. | Muezzin (mu'adhin) | One who calls the adhan, five times a day, by a muezzin from the top of a minaret (tower on the mosque). |
| Salat | The ritual prayer of Muslims, performed five times daily in a set form. | Muslim | A follower of Islam. One who submits to Allah. |



In **French**, we will be learning about numbers, colours and emotions.

In this block, pupils will investigate various linkages and levers to design and make their own linkages and levers product. Pupils will select and use a variety of modelling materials to create their final outcomes.