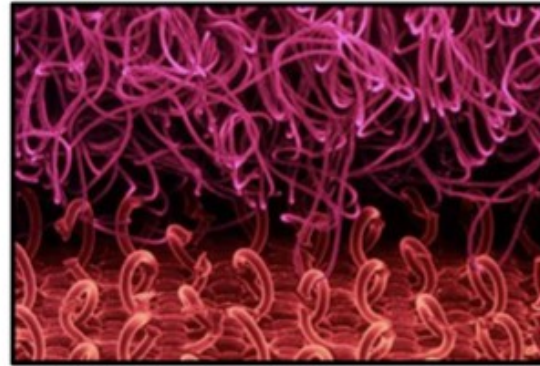


Vocabulary

Tier 2 multiple meaning or high frequency	
classification	putting people or things into groups
environment	the natural world in which people, animals and plants live
interdependence	being dependent on each other
interact	communicate with somebody while you spend time with them
beneficial	have a helpful or useful effect
hierarchy	a system in which people or things are organised into different levels
Tier 3 subject specific	
vertebrate	an animal with a backbone
invertebrate	an animal with no backbone
biotic	related to living things
ecosystem	all the plants and organisms in a particular area
species	a group into which animals, plants, etc. are divided
niche	an organism's job in a habitat

Hedgehogs – Summer 2 - 2024 Adapting and Changing

In **Design and Technology**, we will learn how to sew a button onto fabric. We will identify the different functions of fastenings and reflect on the advantages or disadvantages of using certain fasteners. We will also create a solution to the problem of a towel slipping off a hook.



George de Mestral
(1907 – 1990) *Velcro*®



PSHE:

We will be learning to: identify changes that have already happened to us; describe possible feelings linked to loss and change; have some strategies to help us cope with changes; know who to approach for support to cope with changes; explain how sometimes change can be a positive experience

Technical vocabulary:

Shank – a short stem on the underside of a button that allows there to be a gap between the button and the cloth it is attached to.



Burr – a seed container covered in tiny hooks, which attaches to animal fur and clothing, facilitating effective dispersal.



Hook and loop – a fastening system using two sides of material: one covered in hooks and the other covered in loops.




Buckle – a piece of metal at one end of a belt or strap, used to fasten the two ends together.



Fastener – a button, zip or other device for temporarily joining together the parts of things such as clothes.

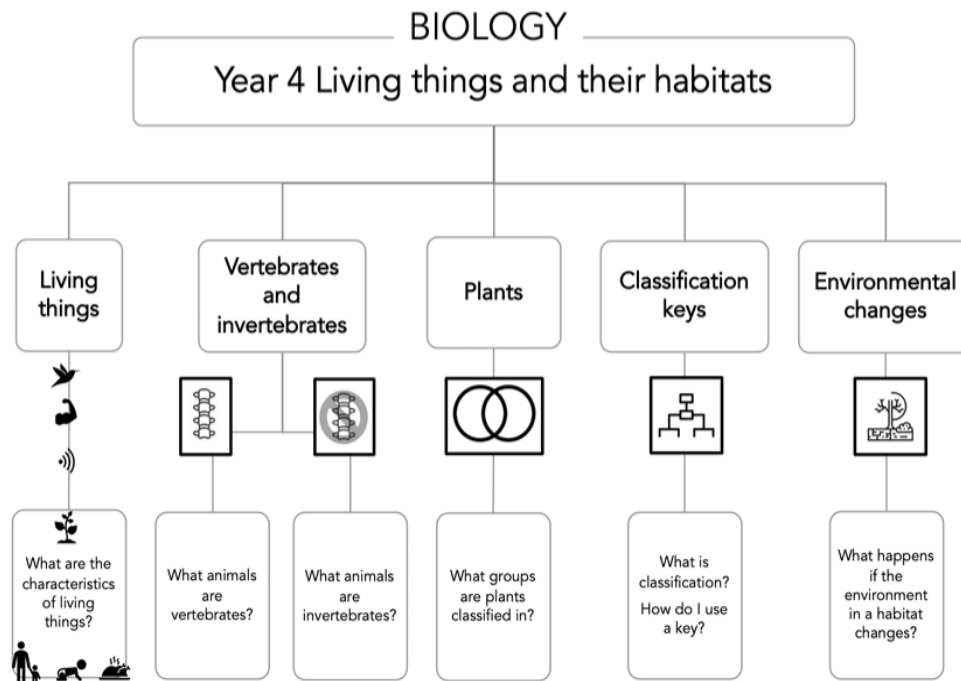


Raw edges – an unfinished, rough or undecorated edge.



In **PE**, we will be learning about rounders and tennis.

As **scientists**, we are going to become a little more expert in Biology by learning more about living things in their habitats. We will revisit and retrieve our learning about living things and build on from this by learning about classification.



flowering plants

plants that reproduce using flowers to make seeds

daffodil hyacinth grass oak tree

non-flowering plants

plants that reproduce using spores and seed cones

ferns moss conifers - Scots Pine

What should we know?

A **Guru** is a teacher who gives guidance from God.
Sikh's believe:

- In one God 'Waheguru,' the most wonderful teacher.
- That no one religion is the only true way to Waheguru. We are all children of God.
- Guidance from God came to humans through ten Gurus.
- Guru Nanak was the first Guru. He wanted to teach people how they should live their lives and try to bring them into the light.
- The Guru Granth Sahib continues to lead those who choose to follow its teachings from Darkness to Light. Sikhs are encouraged to listen and meditate on its words.
- Repeating 'Waheguru' focuses the mind and helps you know God better.

Guru Nanak - All that matters is to love God in your heart and to worship God with all your soul.

Ik Onkar - one God.

Guru Granth Sahib

What should we be able to do?

Understand that **Guru** means teacher and the purpose of a **Guru** to share the light of God.

Describe what a Sikh might learn from stories of **Guru Nanak**.

Understand the significance of **Ik Onkar** as representing the Sikh belief in one god.

Describe how and why Sikhs show the **Granth** the respect due to a living guru and how this is like or different from how other holy books are treated.

Understand how a Sikh will listen to the true **Guru** through chanting and meditating.

LKS2 How does the teaching of the gurus move Sikhs from dark to light?

What words should we understand and be able to use?

Sikhism	Based on the belief in One God, the Sikh religion recognizes the equality of all human beings. Sikhism is more properly known as SIKHI; Sikhism is a western term.	Guru Nanak	The founder Guru of Sikhism regarded as the embodiment of Divine Light.
Sikh	Sikh (pronounced 'seek' in Britain but 'sic' is more accurate) means learner, disciple or follower of the Gurus.	Guru Granth Sahib	The final Sikh Guru in the form of a book of hymns and prayers written by the gurus. Given the same respect as a living human Guru.
Guru	For Sikhs this term means a teacher who gives guidance from God. The word Guru is composed of two terms: GU means darkness and RU-means Light. A guru is Human in form, divine (of God) in spirit.	Waheguru	God has many names in Sikhism and Waheguru is probably the most important and most common

In **computing**, we are learning to programme events and actions.

In **music**, we are learning to:

- *play chords on tuned percussion
- *sing in a call-and-response style
- *recognise crotchets and quavers and make up rhythms using these durations

In **French**, we will be learning about Eating Together

In **computing**, we will be learning about data. We will begin to understand what data means and how this can be collected in the form of a tally chart. We will learn the term 'attribute' and use this to help us organise data. We will present data in the form of pictograms and finally block diagrams.

As **scientists**, we will be learning about living things and their habitats. Observing, identifying and classifying in our local environment.

In **history**, we will be learning about how seaside holidays have changed in living memory. We will be visiting Mersea Island to enhance our learning.

In **geography**, we will be revisiting our knowledge of human and physical features and map skills to create maps of Mersea Island.



Year 2

In **music**, we will be developing the skill of keeping a steady beat through copying actions, inventing actions, singing and playing to the beat. We will also develop the skill of pitch.



In **DT**, we will learn how wheels and axles work together. We will build simple wheel mechanisms. We will explore how the size of the wheel and position of the axles affects the movement of simple vehicles.



Karl Friedrich Benz (1844 – 1929)
Inventor of the automobile wheel

KS1 What did Jesus teach about God in his parables?

Prior learning Christians believe:

God is a VIP and Jesus, his son, was a very special baby.

Jesus died on a cross.

Everyone, and our world, is precious to God.

Babies are **welcomed** into the Christian family.

What should we know?

A **parable** is a story with a special meaning.

The parables of Jesus are found in the Bible.

Christians believe:

- Jesus used parables to help his followers learn about God.
- Christians retell the parables in different ways.
- Christians hope that the good news about God loving and caring for people will help everyone know they are precious to God.



What should we be able to do?

Recognise one of the parables of Jesus.

Retell parts of a parable.

Know who these parables are special to.