




Art and Design

LS Lowry

Buildings



Aim

- I can draw buildings to use in my Lowry City Collage.
- I can talk about the work of LS Lowry.

Success Criteria

- I can draw the outline of buildings of different sizes.
- I can fill in details like roofs, doors and windows.
- I can tell you something about Lowry's landscape paintings.
- I can tell you what kind of buildings were in Lowry's landscape paintings.

Who is LS Lowry?





Photo courtesy of Karen V Bryan and oknovokght (@flickr.com) - granted under creative commons licence - attribution

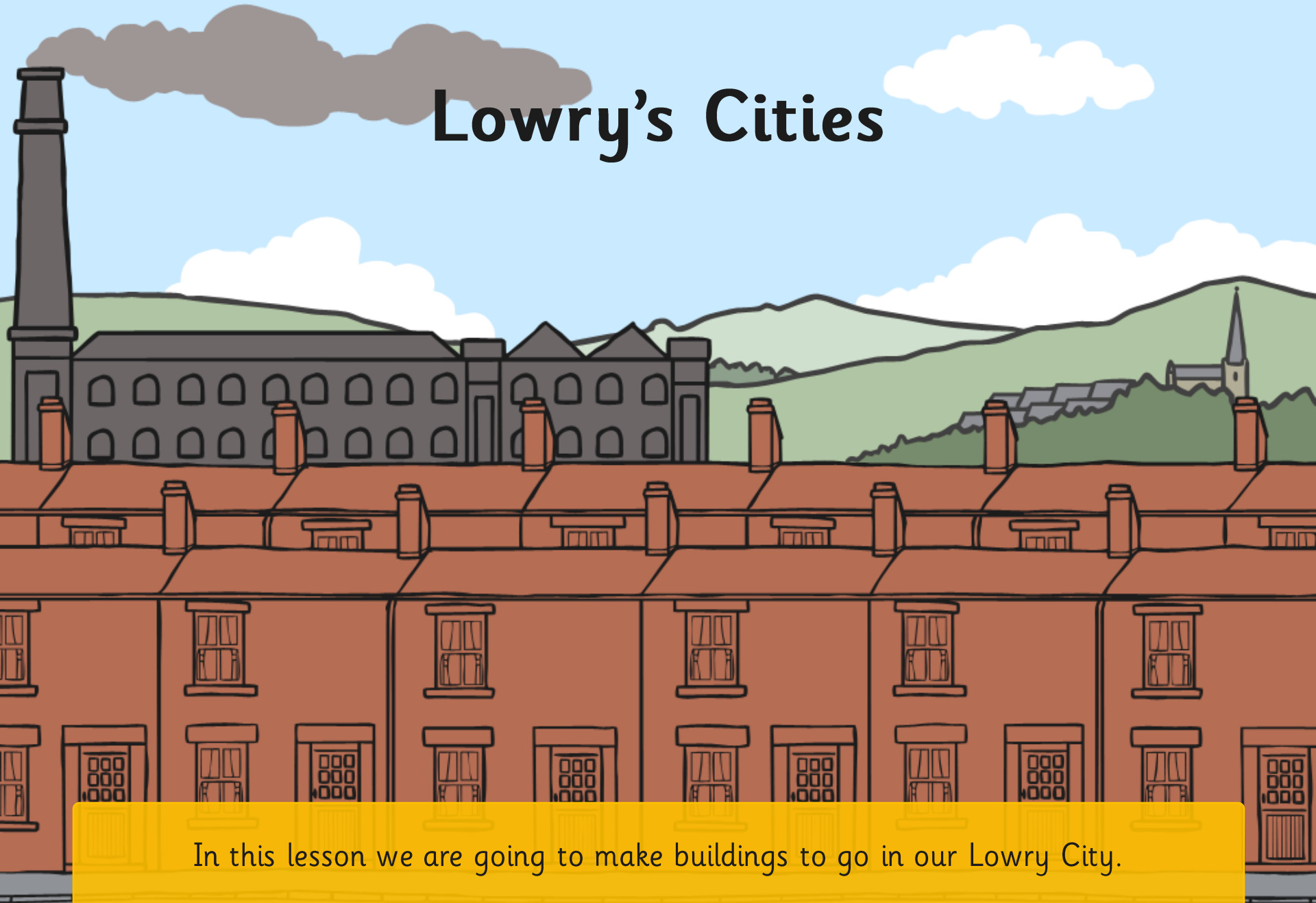
Lowry's Cities



We are going to make a Lowry City Collage.

We have painted a background for our Lowry City Collage.

Lowry's Cities



In this lesson we are going to make buildings to go in our Lowry City.

Lowry's Cities



Coming From the Mill, 1930
by LS Lowry

LS Lowry painted lots of pictures of the industrial landscape.

These are paintings of places in the city where lots of people live and work.

Lowry's Cities



Look at this painting.

What kinds of buildings can you see?

Photo courtesy of mrobertwade (wadey) (@flickr.com)-granted under creative commons licence- attribution


Lowry's Cities: Factories



A factory is a building where people work making things.



Lowry's paintings contain lots of factories.



What do these factories look like?

Lowry's Cities: Houses



Lowry's paintings also contain lots of houses, where the people in the paintings would have lived.


These are called terraced houses.




There are lots of terraced houses in the North West of England, where Lowry lived.

What do these houses look like?

Drawing Lowry Buildings



You will need...




A3 sugar
paper



Black
marker pen

1. Draw a tower on one side of the paper. Draw it right up to the top.
2. Next, draw a big factory building. This goes up to the top fold of your paper.
3. Next, fill the rest of the page with a row of terraced houses. Draw these to the bottom fold on your paper.
4. Use your marker pen to draw in the doors, windows and roofs on your buildings.

What a good one looks like...



Who Lives Here?



Pick a house from this drawing.

Who lives here? What are their names?
How old are they? What are they doing today?



Aim



- I can draw buildings to use in my Lowry City Collage.
- I can talk about the work of LS Lowry.

Success Criteria

- I can draw the outline of buildings of different sizes.
- I can fill in details like roofs, doors and windows.
- I can tell you something about Lowry's landscape paintings.
- I can tell you what kind of buildings were in Lowry's landscape paintings.

