




Art and Design

LS Lowry

Perspective



Aim

- I can paint a background.

Success Criteria

- I can paint things that are small so they look far away.
- I can paint things in pale colours so they look far away.

Who is LS Lowry?




Photo courtesy of Karen V Bryan and oknovokght (@flickr.com) - granted under creative commons licence - attribution

Lowry's Industrial Landscapes



LS Lowry is most famous for his big paintings of the industrial landscape.

These are paintings of places in the city where lots of people live and work to make things.

Photo courtesy of mrrrobertwade (wadey) (@flickr.com)-granted under creative commons licence- attribution

Lowry's Industrial Landscapes



Coming From the Mill, 1930
by LS Lowry

Lots of Lowry's paintings show very big areas of the city. In them you can see things that are close and things that are far away.

Artists do this to make their pictures show big spaces, like you can see when you go outside in real life.

This is called **perspective**.

Perspective



Look at this picture.

Which things are very close?

Which things are in the middle?

Which things are far away?

Perspective



Things that are far away look smaller.

Things that are very close look bigger.

Perspective



Which things are very close?

Which things are in the middle?

Which things are far away?



Perspective

Things that are
far away look
smaller.

Things that are
very close look
bigger.



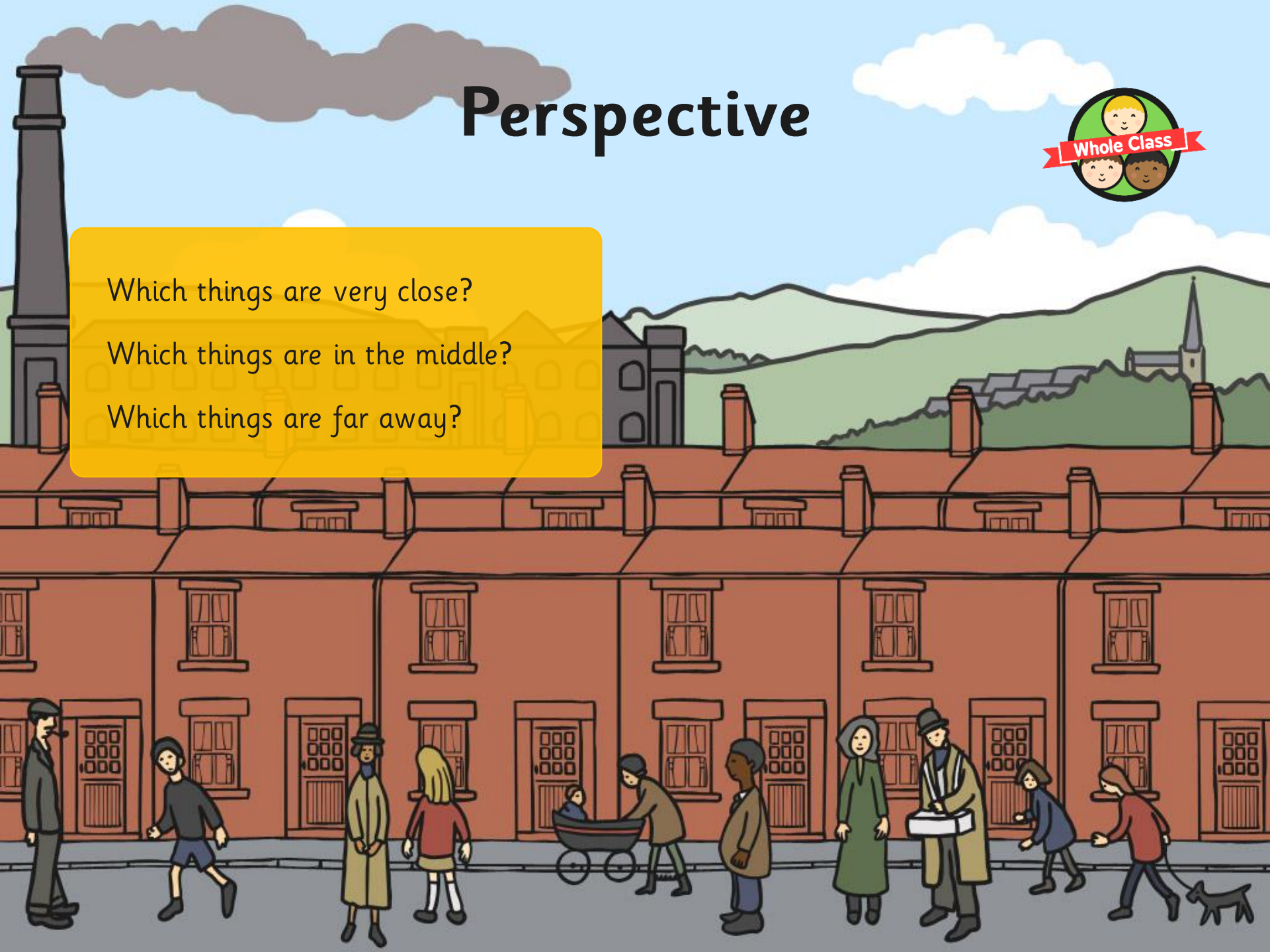
Perspective



Which things are very close?

Which things are in the middle?

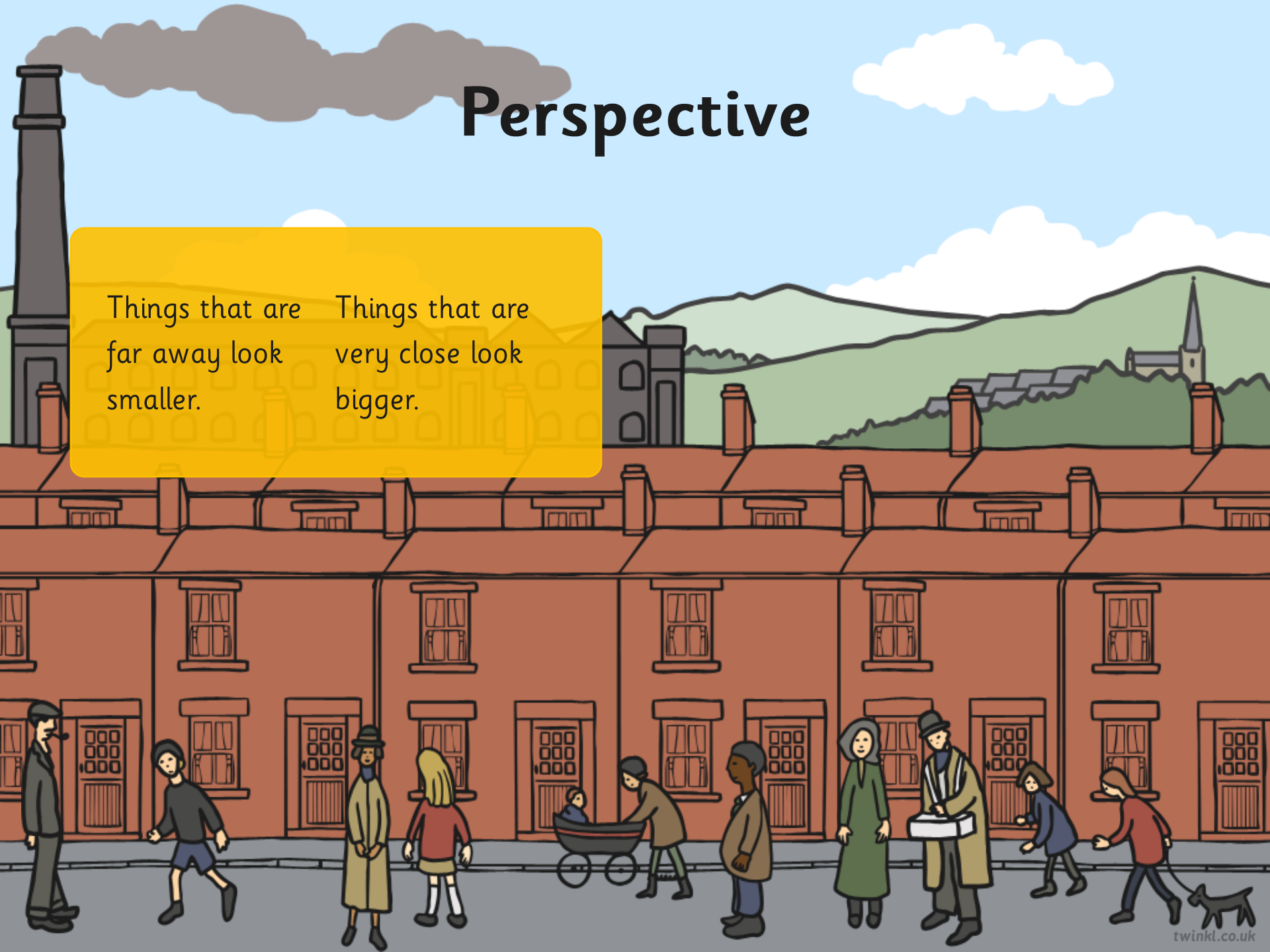
Which things are far away?



Perspective

Things that are far away look smaller.

Things that are very close look bigger.



Perspective



Photo courtesy of mrobertwade (wadey) (@flickr.com)-granted under creative commons licence- attribution

This is one of Lowry's industrial landscape paintings.


Which things are very close?

Which things are in the middle?

Which things are far away?

Painting a Background

We are going to make a Lowry City Collage!



A **collage** is a picture made of different kinds of art work.


We are going to make a picture in the style of Lowry from paintings, drawings and paper.

Painting a Background




Today we are going to paint a background for our Lowry City Collage.

This is the part of the picture that is very far away.




Painting a Background

Things in the background look less bright than things that are very close.




Painting a Background




Things in the background look very small because they are a long way in the distance.

Painting a Background




You will need...



A3 card



Paint in
Lowry colours




Palette



Brushes




Water



Rag

1. Using your Lowry colours can you mix some light green, light blue, pale grey? Add white to your colours to make them paler because they are going to be far away in your picture.
2. First paint the sky. Add some clouds.
3. Next paint the hills. Make sure you paint them high up on your picture.
4. Add a few tiny towers or buildings on your hills. Make sure they look very small and very far away.

What a good one looks like...



Close or Far Away?



Which things
are very
close?

Which things
are in the
middle?

Which things
are far away?

Aim



- I can paint a background.

Success Criteria

- I can paint things that are small so they look far away.
- I can paint things in pale colours so they look far away.

