









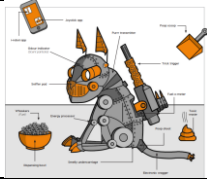


Explanation Text

Find the shape of an explanation text: Read the model text 'How does an iRobot cat move?' This text has different 'non-fiction shapes' that forms the overall content of the explanation text. Your task is to add in an explanation of each feature using the text to help you.

Pictorial Symbol	Name	Explanation of Feature
	Question	
	Introduction	
	The benefits	
	The cause and effect with technical language	
	Features	
	Explanatory information	
	Warning and advice	
	Disclaimer	
	Conclusion	
	Labelled diagram	

Find the non-fiction shape of an explanation text: Using the muddled-up text ‘How does an iRobot cat move?’, cut up the text and reorder it and decide where they belong on the non-fiction text shapes.

A	
B	<p>Be aware that if you neglect your iRobot Cat, it is likely to wander off and find a new owner that will care for it correctly. When feeding your cat, please take care to always use the specialist fuel or it will permanently damage the internal circuitry.</p>
C	<p>If you would like to get your cat into a sitting position, you need to look out for when the ancillary undercarriage descends, positioning the pet into a crouching posture.</p>
D	<p>A robot is the ultimate machine; a cat is the ultimate pet. Do you ever wonder how robot cats work? Be confused no more – this guide will explain in easy steps how these popular loveable inventions function.</p>
E	<p>The iRobot Cat can be a unique experience without the expense of a real pet. It is an adorable and hygienic friend for life</p>
F	<p>Many owners are surprised to find out that their cat can perform a wealth of tricks. For example, your purring pal can climb up to 40 metres – you can simply control the height using the joystick app.</p>
G	<p>A powerful computer controls the actions of the robot (so powerful is this computer that it can be programmed to move like an animal). Once linked to the iRobot Cat app, you can phone your feline furry fellow to begin your fascinating friendship.</p>
H	<p>Feeding time is triggered by sound. When the iRobot Cat hears the clink of the can of food opening, it will slink towards the dispensary dish. Your cat will then consume the fuel. Please note you must feed your iRobot Cat the recommended brand of food, Whoskas. This results, shortly afterwards, in a clattering of the energy processor, where the decomposition of the fuel occurs. Do not be alarmed. In the updated version 8.9d, the clattering is as loud as tin cans rolling in an alleyway. The electronic wagger propels upwards and suddenly the toxic waste travels down the poop chute and is expelled through the ancillary under-carriage. We advise that you reward you iRobot Cat by encouraging them with a repeated friendly phrase during their toilet time. For example, “Well done Tibbles, nice poop-adoop!”</p>
I	<p>As you know, cats have a heightened sense of smell, so when you are one metre away from your companion the laser line triggers the sniffer pad. If the odour indicator reaches 16 scent particles, it will result in the activation of the purr transmitter. Be assured that you can adjust the volume setting for your own personalised meow.</p>
J	<p>How does an iRobot Cat move?</p>

?











I



C



Finding the Jigsaw Shapes

	Pictorial Symbol	Letter of verse	Name of jigsaw shape	Words/vocabulary that give clues to the reader
1			Question	
2			Introduction	
3			The benefits	
4			The cause and effect with technical language	
5			Features	
6			Explanatory information	
7			Warning and advice	
8			Disclaimer	
9			Conclusion	
10			Labelled diagram	