

Barefoot

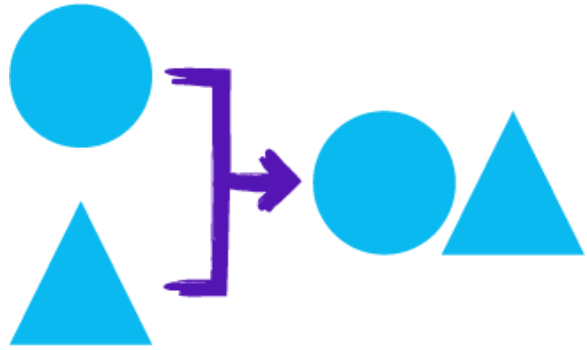
 Computing at School

Recommended for
ages 5-7

Crazy Characters

Understanding algorithms

Today we are learning about...



Algorithms

Algorithms

- I can say what an algorithm is
- I can write an algorithm
- I can use an algorithm
- I can improve my algorithm



Now listen very carefully and follow my algorithm

Is yours the same as your partner's?

Let's look at my algorithm

How to draw a fluffy algorithm...



Draw a circle for the body



Add 2 eyes



Add a crown



Add wings



Add four legs

What is an
algorithm?

An algorithm is a list of instructions, or rules, that make something happen or work something out

Alligator algorithm, step, step, step,


She's very, very bossy,

But she gets things done.

How to draw a character,

How to play a game,

Alligator algorithm 1,2,3!



Let's make a class Crazy Character...

Barefoot
Computing at School

My algorithm by: _____

How to draw a Crazy Character called:

My friend followed my algorithm and drew	My other friend followed my algorithm and drew
Drawn by: _____	Drawn by: _____

[@BarefootComp](#) [/barefootcomputing](#) [@barefootcomputing](#)






The worksheet is titled 'My algorithm by: _____' and features the Barefoot Computing at School logo. It includes a section for writing the algorithm steps, followed by two columns for student work. Each column has a header 'My friend followed my algorithm and drew' and 'My other friend followed my algorithm and drew', a drawing area, and a 'Drawn by:' label. Social media handles for Barefoot Computing are listed at the bottom.

Example:

Barefoot
Computing at School

My algorithm by: Miss Waite

How to draw a Crazy Character called:

	Draw a triangle for a body
	Add 3 tiny eyes
	Add 3 wings with stripes
	Add 3 tiny legs at the bottom
	Add a tail

<p>My friend followed my algorithm and drew</p> <div style="border: 1px solid black; height: 80px; width: 100%;"></div> <p>Drawn by:</p>	<p>My other friend followed my algorithm and drew</p> <div style="border: 1px solid black; height: 80px; width: 100%;"></div> <p>Drawn by:</p>
--	--






[@BarefootComp](#) [/barefootcomputing](#) [@barefootcomputing](#)



Example:

Barefoot
Computing at School

My algorithm by: Miss Waite

How to draw a Crazy Character called:

	Draw a triangle for a body
	Add 3 tiny eyes
	Add 3 wings with stripes
	Add 3 tiny legs at the bottom
	Add a tail

<p>My friend followed my algorithm and drew</p>  <p>Drawn by:</p>	<p>My other friend followed my algorithm and drew</p>  <p>Drawn by:</p>
--	--






[@BarefootComp](#) [/barefootcomputing](#) [@barefootcomputing](#)

Example:


Barefoot
Computing at School

My algorithm by: Miss Waite

How to draw a Crazy Character called:


	Draw a big triangle for a body
	Add 3 tiny eyes on stalks
	Add 3 wings with stripes
	Add 3 tiny legs at the bottom of the body
	Add a long tail

My friend followed my algorithm and drew



Drawn by:

My other friend followed my algorithm and drew



Drawn by:






@BarefootComp /barefootcomputing @barefootcomputing

Example:


Barefoot
Computing at School

My algorithm by: Miss Waite


How to draw a Crazy Character called:

	Draw a circle for the body
	Add 2 eyes
	Add a crown
	Add wings
	Add four legs

My friend followed my algorithm and drew

Drawn by: 

My other friend followed my algorithm and drew

Drawn by: 

@BarefootComp /barefootcomputing @barefootcomputing



Barefoot



Computing at School

