






Woodpeckers Spring 1 2022 Homework - You will need to choose one activity per week from this grid. You can't choose more than 2 from any one area. BS = Brain Stickers			
Literacy and communication 	Find and use 20 words to do with London and make a word search for a family member to complete. 2BS	Research a London landmark , draw it and write some facts about it in a fact file. 2BS	Create a poster that shows information for a tourist on the City of London. This could include top sites to see, galleries or museums to visit, parks to play in etc. Include drawings and make it colourful and eye catching. 3BS
Maths and problem solving 	Choose 3 digits and create as many different numbers as you can. Then, using cherry models (part-part whole), partition each number that you created. 2BS	Layout 2 (ipswichbuses.co.uk) Using the bus timetable above answer the following questions: 1. On Monday I take the 10:15 bus from Tower Ramparts- what time does it get to Asda Stoke Park? 2. How many minutes does the bus take to get from Sainsbury's to the Rail station forecourt? 3. On Saturday I need to get to Asda stoke park before 12:00, what time do I need to leave Robin Drive? Write 3 timetable questions of your own for a family member to answer. 4BS	We asked Foxes Class what their favourite London Landmark was. These are the results: Buckingham Palace 8, London Bridge 7, The London eye 5, River Thames 3 and Big Ben 1. Create a graph to represent this data. This could be a pictogram, bar graph or line graph. 4BS
Topic 	Create a pencil sketch with shading of a London landmark. Use google to find images of this landmark to help you. Think about the light and shadow. 3BS	Using the London Underground map (see link: Tube - Transport for London (tfl.gov.uk)) answer the following questions: How many different lines are there? On which line can you find Paddington Station? Which line is coloured yellow? Going East on the Central line, what are the next 3 stops after Marble Arch? Create 5 questions of your own based on the tube map. 3BS	Design and build a new bridge for the River Thames. Look at the designs of some current bridges in London (see link: 18 Famous Bridges In London (delveintoeurope.com)) You can use any material to build your bridge- lego, cardboard, junk modelling. Give your bridge a name. 4BS
Computing 	Create a power point presentation to share amazing and interesting facts about the Royal Family. 3BS	Use WordArt to create a piece of art that uses vocabulary relating to London. WordArt.com - Word Cloud Art Creator 2BS	Sign into Curriculum Visions and search for River Thames- complete the Bookworm Challenge on page 4. Remember to use the pages identified to help you find the answers. Login reminder- login-copdockps, password-bcps123 2BS
PSHE/ RE 	Karma- Draw your own circle of life, include the stages of your life e.g. birth, learning to walk, going to school, getting married etc. Write about ways that people could gather Good Karma along the way. Watch the link to help: karma 3BS	Write a letter explaining why it is wrong to pollute rivers. Include who is affected by river pollution? Use emotive language. Address it to David Attenborough. 3BS	Diversity - Find someone who.. Find someone who: Makes you laugh, can speak another language, has a different family structure than you, has a different eye colour than you, likes to read, has a different hobby to you, is creative. For each person, explain by giving more information about their difference. 3BS

These are your **weekly, key skills tasks** - you will need to complete the maths and literacy tasks every week. The dates are shown below. You may need to work on one spelling rule for more than one week. Try to think about different ways to explore the words and record your ideas in your homework book.

		Maths	Literacy
Week 1	Due in Tues 11.1.22	Play Hit the Button/ TT Rock Stars every day to practise your times tables. Choose a times table that challenges you.	Make a list of 10 items that belong to someone in your house and use apostrophes to show who it belongs to. For example My dad's red car . Spellings- Use spelling shed to practise your weekly spellings. Remember to read 5 times a week at home.
Week 2	Due in Tues 18.1.22	Play Hit the Button every day to practise your 10 times tables. Choose a times table that challenges you.	Write the past tense for the following words (don't forget your 'ed' ending) Walk, jump, hug, call, chat, drop, plan, shop. Spellings- Use spelling shed to practise your weekly spellings. Remember to read 5 times a week at home.
Week 3	Due in Tues 25.1.22	Play Hit the Button/ TT Rock Stars every day to practise your times tables. Choose a times table that challenges you.	Write the present progressive for the following words (don't forget you 'ing' ending) Walk, jump, hug, call, chat, drop, plan, shop. Spellings- Use spelling shed to practise your weekly spellings. Remember to read 5 times a week at home.
Week 4	Due in Tues 01.2.22	Play Hit the Button/ TT Rock Stars every day to practise your times tables. Choose a times table that challenges you.	Begin, prefer, offer, benefit, happen, listen Add the suffix 'ing' to the words above and decide whether you need to double the last consonant or not. Spellings- Use spelling shed to practise your weekly spellings. Remember to read 5 times a week at home.
Week 5	Due in Tues 08.2.22	Play Hit the Button/ TT Rock Stars every day to practise your times tables. Choose a times table that challenges you. Learn the 4 times tables song: http://www.viewpure.com/8QU_E0u-tP4?start=0&end=0	prefer, offer, benefit, happen, listen, collect Add the suffix 'ed' to the words above and decide whether you need to double the last consonant or not. Spellings- Use spelling shed to practise your weekly spellings. Remember to read 5 times a week at home.
Week 6	Due in Tues 15.2.22	Play Hit the Button/ TT Rock Stars every day to practise your times tables. Choose a times table that challenges you. Learn the song: http://www.viewpure.com/z_BJjR9rdwA?start=0&end=0	Draw the homophones for the following words and write the words next to each picture: pair and pear, see and sea, right and write, one and won, brake and break, son and sun, stair and stare, tail and tale, throne and thrown, groan and grown. Spellings- Use spelling shed to practise your weekly spellings. Remember to read 5 times a week at home.
Feb Half term		Our next topic is all about Habitats and Living things. Over the half term talk to your adult(s) at home about the different habitats around where you live. What living things would you find in each of the different habitats?	
Suggested activities links : Maths		Suggested activities links : Literacy	
https://www.topmarks.co.uk/maths-games/hit-the-button http://www.primarygames.co.uk		http://www.ictgames.com/lcw.html http://www.crickweb.co.uk/ks2literacy.html	