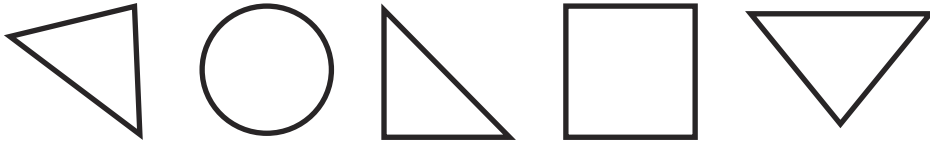


Recognise 2D Shapes

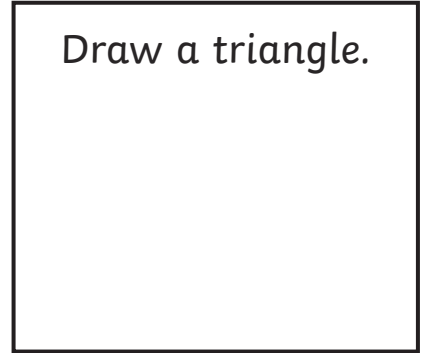
To recognise 2D shapes.



Tick the triangles.



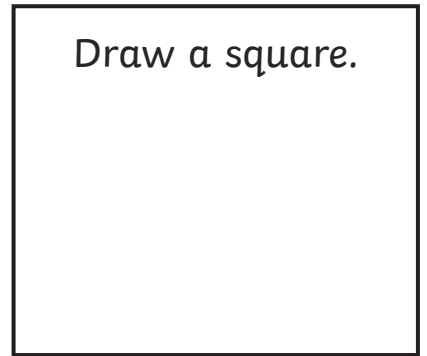
Draw a triangle.



Tick the squares.



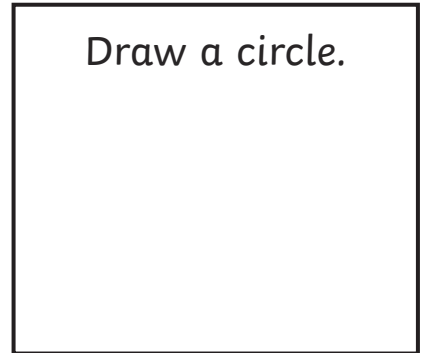
Draw a square.



Tick the circles.



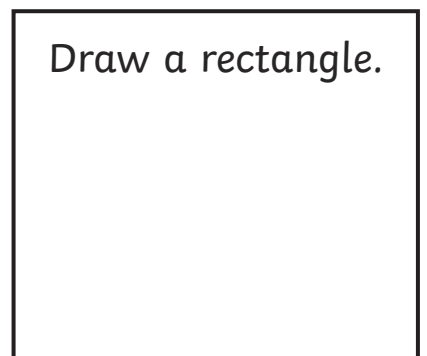
Draw a circle.



Tick the rectangles.



Draw a rectangle.

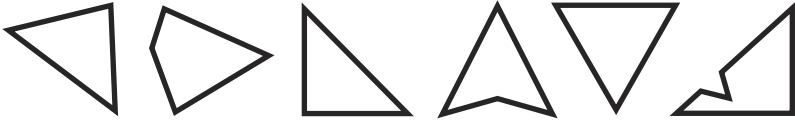


Recognise 2D Shapes

To recognise 2D shapes.




Tick the triangles.



Draw 2 different triangles.

Tick the squares.



Draw 2 different squares.

Tick the circles.



Draw 2 different circles.

Tick the rectangles.



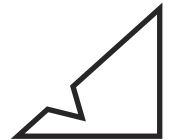

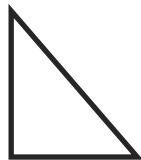




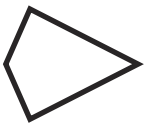



Draw 2 different rectangles.

Recognise 2D Shapes

To recognise 2D shapes.



Count the shapes.
Watch out for the trick shapes!



circles

rectangles

squares

triangles

Draw 2 different circles.

Draw 2 different rectangles.

Draw 2 different squares.

Draw 2 different triangles.

Answers

Tick the triangles.



Draw a triangle.

Children draw representations of triangles with 3 corners and 3 straight sides.

Tick the squares.



Draw a square.

Children draw representations of squares with 4 corners and 4 straight sides of the same length.

Tick the circles.



Draw a circle.

Children draw representations of a circle.

Tick the rectangles.



Draw a rectangle.

Children draw representations of rectangles with 4 corners and 4 straight sides.

Answers


Tick the triangles.



Draw 2 different triangles.

Children draw representations of triangles with 3 corners and 3 straight sides.

Tick the squares.



Draw 2 different squares.

Children draw representations of squares with 4 corners and 4 straight sides of the same length.

Tick the circles.



Draw 2 different circles.

Children draw representations of a circle.

Tick the rectangles.

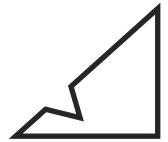


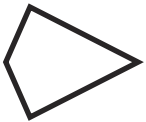




Draw 2 different rectangles.

Children draw representations of rectangles with 4 corners and 4 straight sides.

Answers

Count the shapes.
Watch out for the trick shapes!



circles

1

rectangles

2

squares

2

triangles

3

Draw 2 different circles.

**Children draw representations
of a circle.**

Draw 2 different rectangles.

**Children draw representations
of rectangles with 4 corners
and 4 straight sides.**

Draw 2 different squares.

**Children draw representations
of squares with 4 corners and 4
straight sides of the same length.**

Draw 2 different triangles.

**Children draw representations
of triangles with 3 corners
and 3 straight sides.**