



# Maths

## Properties of Shapes



# Vertical Line Symmetry in 2D Shapes



# Aim

- To recognise vertical line symmetry in 2D shapes.


# Success Criteria

- I can recognise and describe common 2D shapes.
- I can fold 2D shapes to explore symmetry.
- I can use a mirror to explore symmetry.

# Remember It



These are 2D shapes. Part of the shapes are hidden.  
What could they be? What couldn't they be?



It is a square.

It is a circle.

It is an irregular polygon; a heptagon.

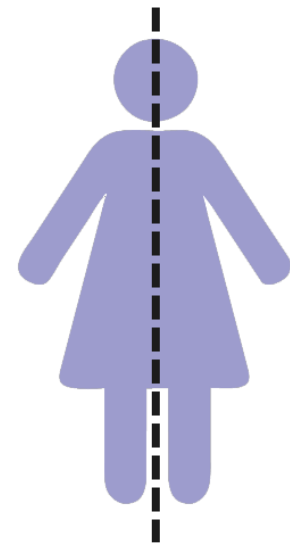
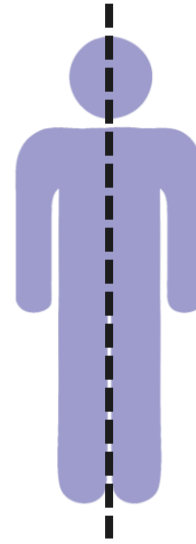
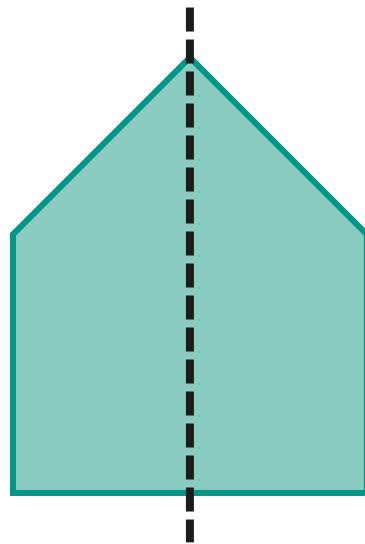
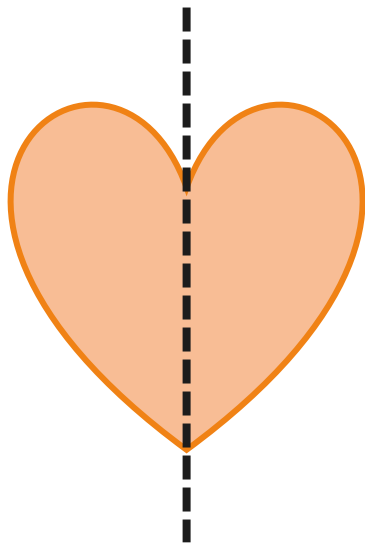
Are some shapes easier to identify than others? **Explain why.**

# Symmetry



## Reflective Symmetry

Reflection symmetry is where one half of the image is the reflection of the other half. You could fold the image and have both halves match exactly.




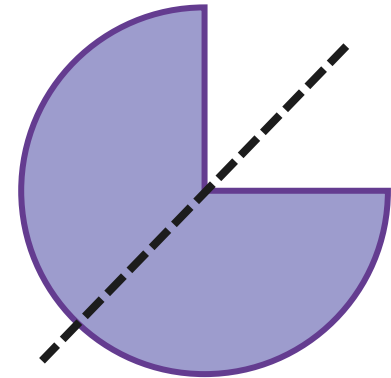
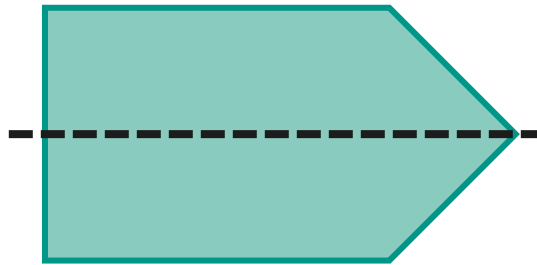
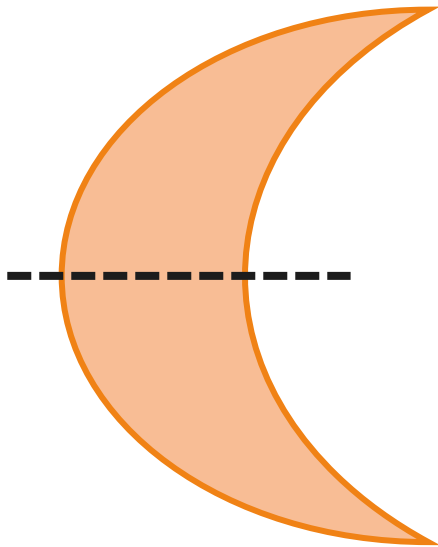
These are vertical lines of symmetry.

# Symmetry



## Reflective Symmetry

Reflection symmetry can be in different orientations.

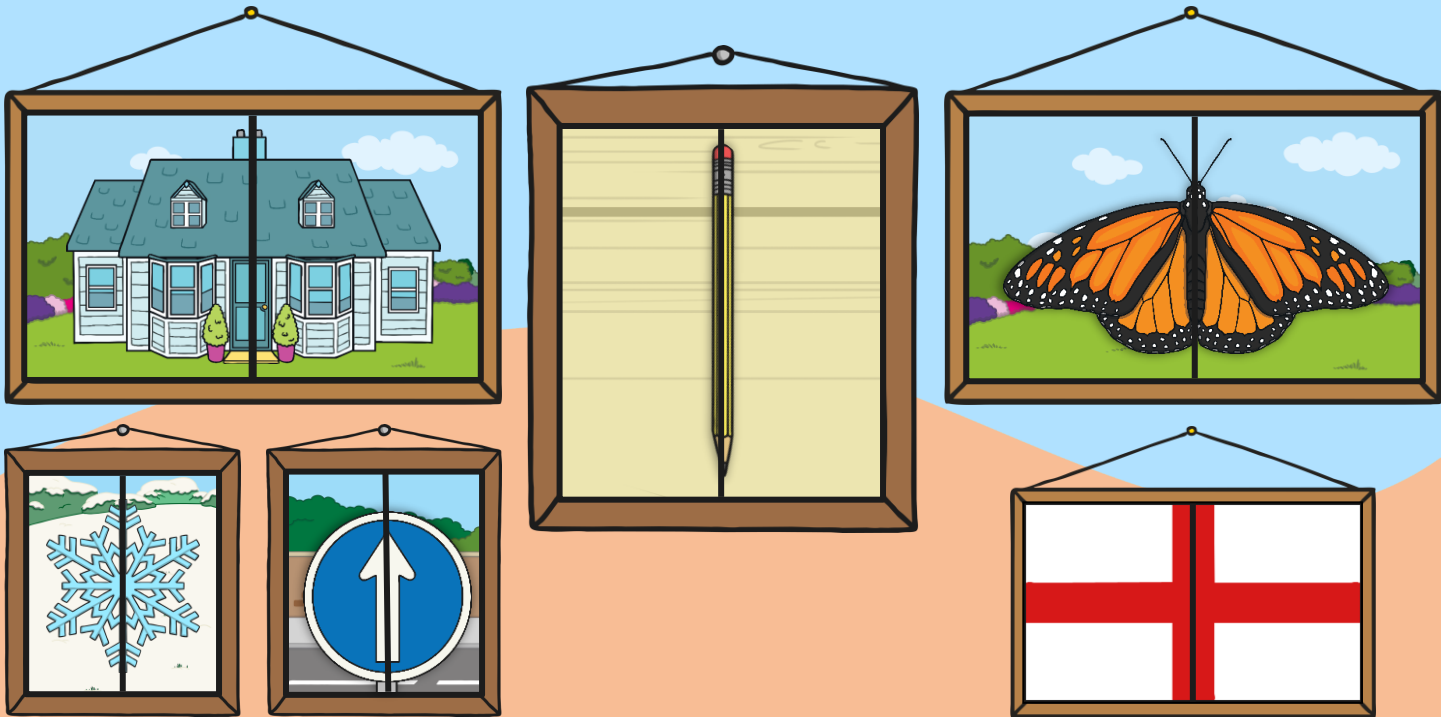




# Symmetry



Lots of real-life objects are symmetrical.



These real-life objects have vertical lines of symmetry.

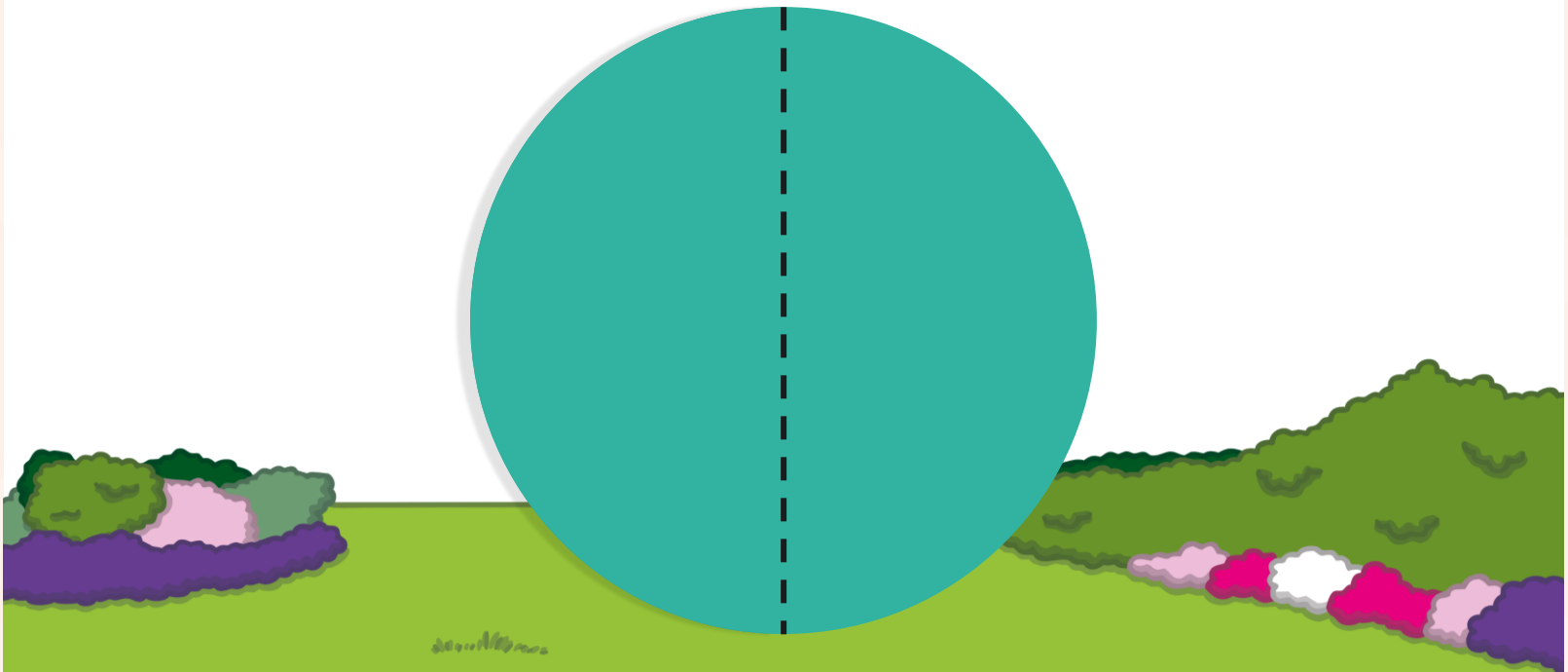


# Symmetry



To find a line of symmetry you could cut a shape out and fold it in half.

If one half fits exactly on top of the other half,  
then you have found a line of symmetry.



# Symmetry



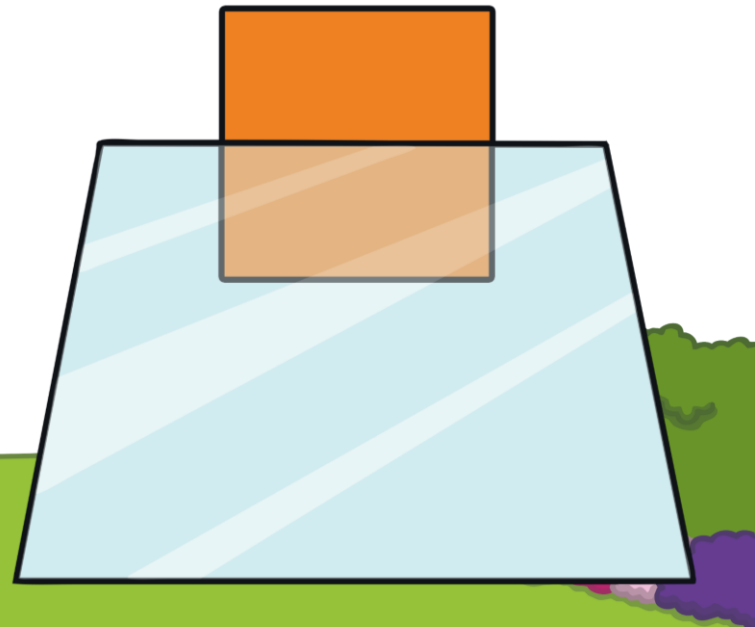
You can also find a line of symmetry using a mirror.

Look carefully at the shape and think about where you think the vertical line of symmetry is.

Place the mirror along the line of symmetry and look into the mirror.

If the shape looks the same in the mirror as it does when you take the mirror away, then you have found the line of symmetry.







The line of symmetry is sometimes called the mirror line.



# Symmetry Check



These shapes have got vertical lines of symmetry. True or false?  
How do you know?



# Spectacular Symmetry

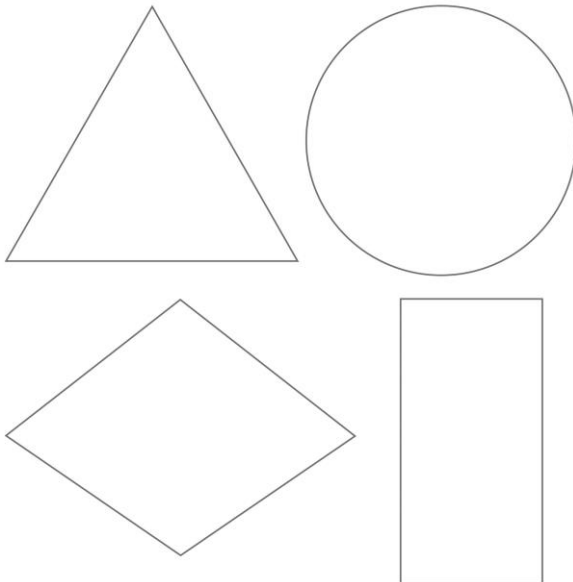


## Spectacular Symmetry

To recognise vertical line symmetry in 2D shapes.

Cut out the shapes and fold them to find out if they have a vertical line of symmetry.

**Challenge** - can you name these shapes?



Maths | Properties of Shapes | 2D Shapes |  
Lesson 5 of 8: Vertical Line Symmetry in 2D Shapes


visit [twinkl.com](https://www.twinkl.com)



visit [twinkl.com](https://www.twinkl.com)



visit [twinkl.com](https://www.twinkl.com)

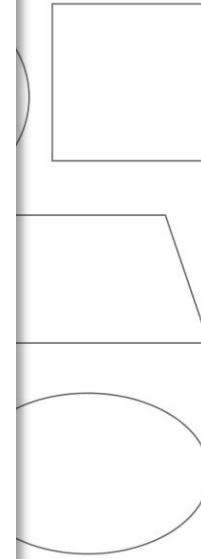


## Symmetry


To recognise vertical line symmetry in 2D shapes.

Do they have a vertical line of symmetry?

Can you name these shapes? Which shapes are



## Diving into Mastery



Dive in by completing your own activity!



**Vertical Line Symmetry in 2D Shapes**

Tick the shapes with a correct line of symmetry.

Draw a vertical line of symmetry on each of these shapes.

line  
try

A small illustration of a girl with red hair and a butterfly, appearing as a peek from the next page of the worksheet.

# Aim



- To recognise vertical line symmetry in 2D shapes.

# Success Criteria

- I can recognise and describe common 2D shapes.
- I can fold 2D shapes to explore symmetry.
- I can use a mirror to explore symmetry.

