



Maths

Measurement

Race Against the Clock



Aim

- To show quarter past and quarter to times on a clock.


Success Criteria

- I can read quarter past times on a clock.
- I can read quarter to times on a clock.
- I can make quarter past times on a clock.
- I can make quarter to times on a clock.

Out of Time



These driver's clocks are all an hour **too slow**.



4 o'clock


?

Can you say what the correct times should be?

Out of Time



These driver's clocks are all an hour **too slow**.



half
past 9


?

Can you say what the correct times should be?

Out of Time



These driver's clocks are all an hour **too slow**.



6 o'clock


?

Can you say what the correct times should be?

Out of Time



These driver's clocks are all an hour **too slow**.



half
past 3


?

Can you say what the correct times should be?

Out of Time



These driver's clocks are all an hour **too slow**.



11
o'clock


?

Can you say what the correct times should be?

Out of Time



These driver's clocks are all an hour **too slow**.



half
past 7


?

Can you say what the correct times should be?

Out of Time



These driver's clocks are all half an hour **too fast**.



half
past 3


?

Can you say what the correct times should be?

Out of Time



These driver's clocks are all half an hour **too fast**.



12
o'clock


?

Can you say what the correct times should be?

Out of Time



These driver's clocks are all half an hour **too fast**.



half
past 12


?

Can you say what the correct times should be?

Out of Time



These driver's clocks are all half an hour **too fast**.



11
o'clock

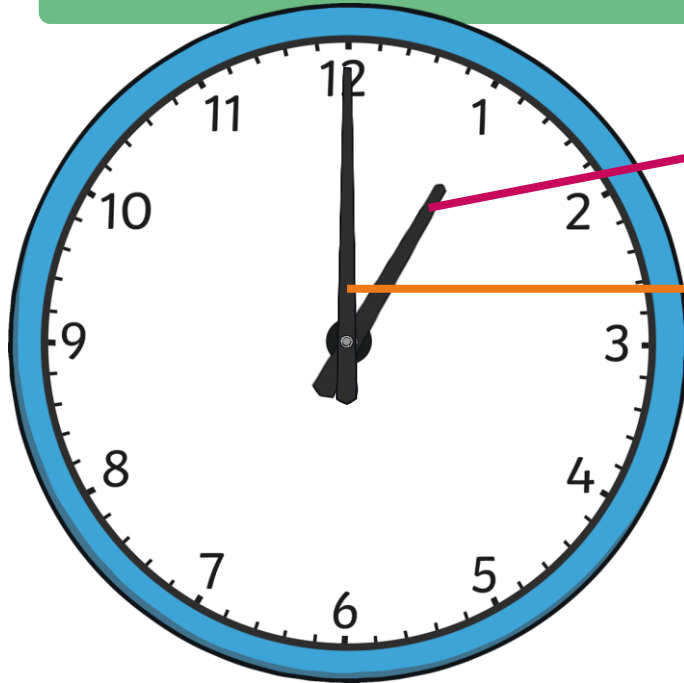
?

Can you say what the correct times should be?

Telling the Time



We use clocks to help us to tell the time.



The small hand tells us what hour it is. We call this the **hour hand**.

The big hand tells us how many minutes past or to each hour it is. We call this the **minute hand**.

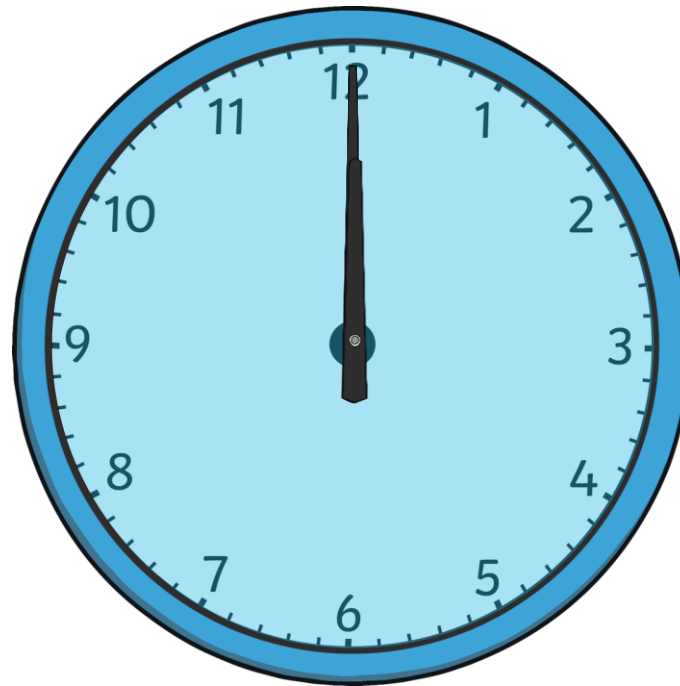
When the minute hand points straight up to the number 12, it is an o'clock time. This is when a new hour starts.

When the minute hand points down to the number 6, it is a half past time. This is halfway to the next hour.

Telling the Time



A clock face is a circle.

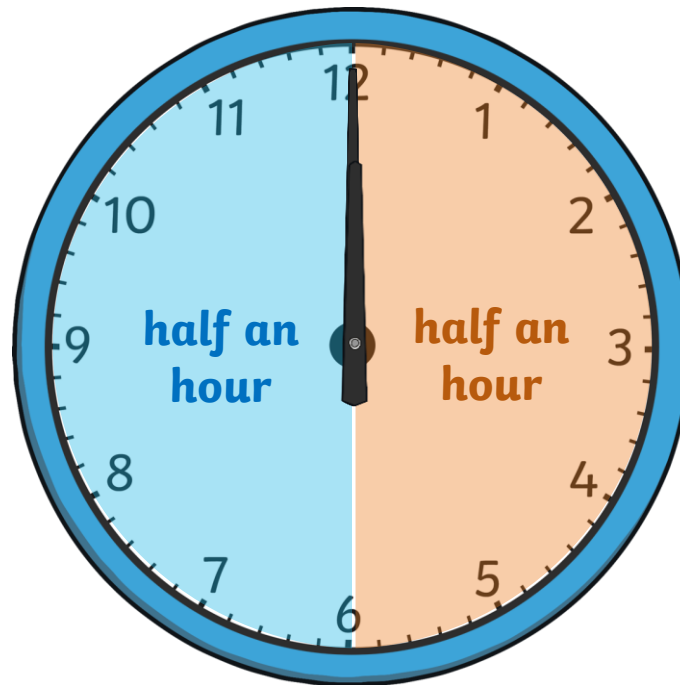


In one hour, the minute hand travels all the way around the circle and back to the beginning.

Telling the Time



A clock face is a circle.



In half an hour, the minute hand travels halfway around the circle.

Telling the Time




?

Where do you think the minute hand would travel to in quarter of an hour?

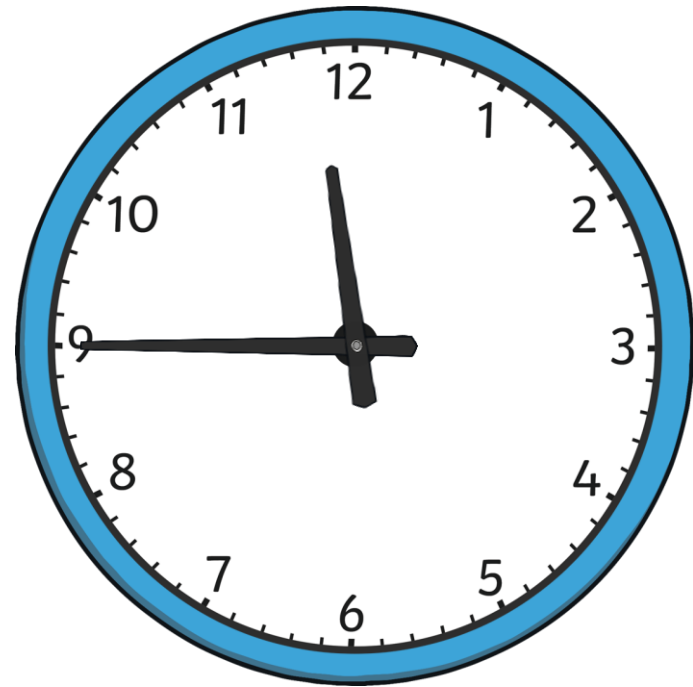


In quarter of an hour, the minute hand travels a quarter of the way around the circle.

Telling the Time



When the minute hand points to the number 3, it is a **quarter past** time.



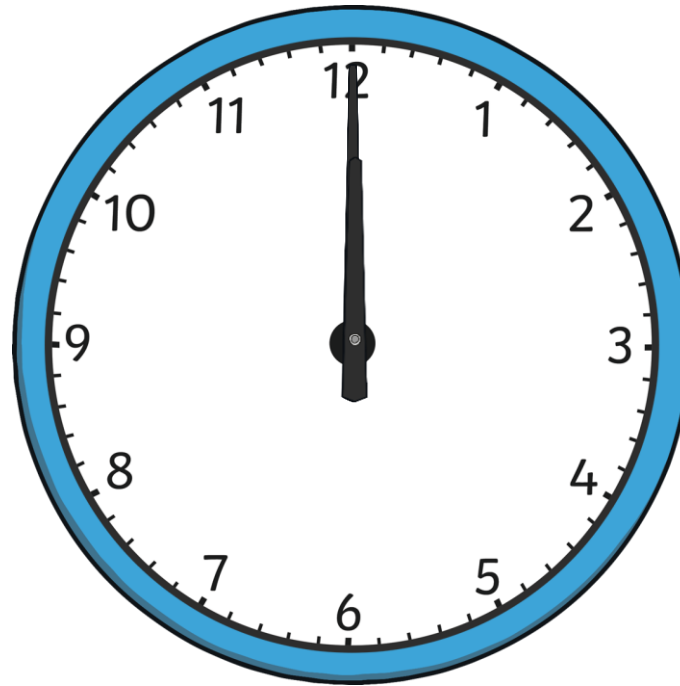
When the minute hand points to the number 9, it is a **quarter to** time.

Telling the Time



o'clock

quarter to




quarter past

half past


Telling the Time



Can you tell these times? Which clocks have a quarter past time and which clocks have a quarter to time?




quarter past



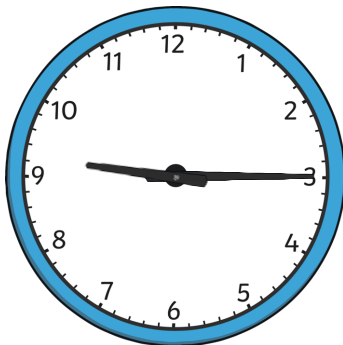
quarter to




quarter past



quarter to




quarter past



quarter to




quarter past



quarter to

Race Against the Clock



Race Against Time Game

I can show quarter past and quarter to times on a clock.


You will need:

- 2 players
- A clock with moveable hands



Game Instructions

1. Set the time on the clock to quarter past 3 to start the game.
2. Decide who will be Player 1 and who will be Player 2.
3. Take it in turns to move the hands of the clock by either an hour, half an hour, quarter of an hour or three quarters of an hour. For example, Player 1 could choose one hour, so the clock hands move to quarter past 4. Then, Player 2 may choose half an hour, so the clock hands then move to quarter to 5.
4. The winner is the player who moves the hands exactly onto quarter past 12 o'clock.
5. Record the times that are made and the intervals chosen in order to help you notice any patterns. Explain how this can help you to find a winning strategy so that you can always beat your opponent.



Can you work out a winning strategy so that you can always beat your opponent?

Race Against Time Game

Player 2 	Player 1 	Player 2
Player 1 	Player 2 	Player 1
Player 2 	Player 1 	Player 2
Player 1 	Player 2 	

game?

Time Game


arter to times on a clock.



1. Set the time on the clock to quarter past 3 to start the game.
2. Decide who will be Player 1 and who will be Player 2.

3. Take it in turns to move the hands of the clock by either half an hour, quarter of an hour or three quarters of an hour. For example, player could choose one quarter past 4. Then, Player 2 may choose half an hour, so the clock hands then move to quarter to 5.

4. The



ays

Game

es on a clock.



1. Set the time on the clock to quarter past 3 to start the game.
2. Decide who will go second and be Player 1 and who will be Player 2.
3. Take it in turns to move the hands of the clock by either half an hour or three quarters of an hour, so the clock hands then move to quarter to 5.



Diving into Mastery

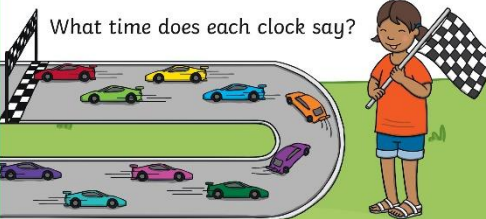
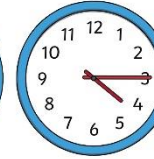
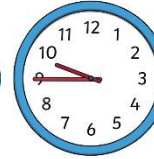
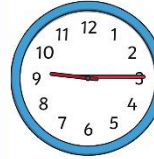
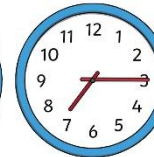
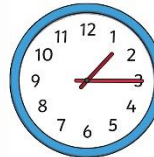
Dive in by completing your own activity!



Race against the Clock



The races always start at quarter past the hour. Which clocks show the times when the races could have started? Tick them. Explain how you know.



What time does each clock say?




hour.
ace.



inish

arter
race
!

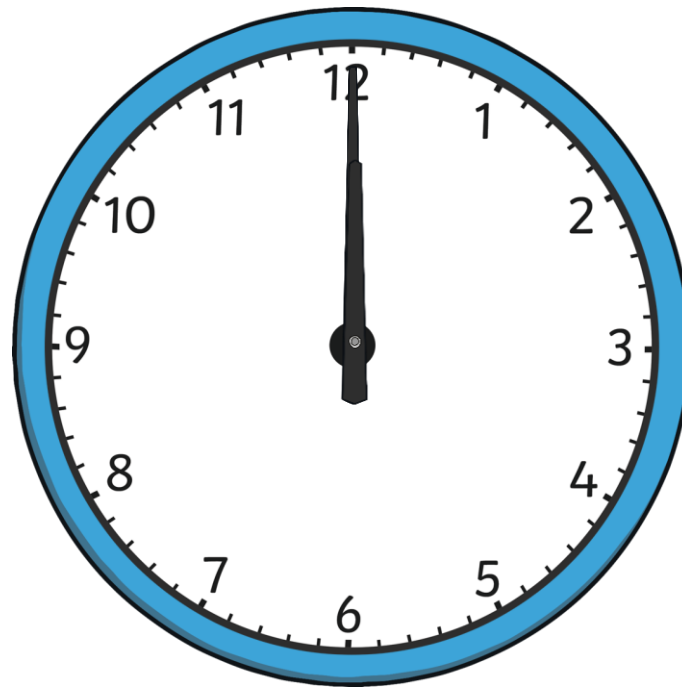
Times Up!




?

Can you beat the timer?

Read the time and see if you can show the time on your clock before the time runs out.



Times Up!




?

Can you beat the timer?

quarter past 3

10

Times Up!




?

Can you beat the timer?

quarter past 6

10

Times Up!




?

Can you beat the timer?

quarter to 10

10

Times Up!




?

Can you beat the timer?

quarter past 1

10

Times Up!




?

Can you beat the timer?

quarter to 8

10

Times Up!



?

Can you beat the timer?

quarter to 12

10

Aim



- To show quarter past and quarter to times on a clock.

Success Criteria

- I can read quarter past times on a clock.
- I can read quarter to times on a clock.
- I can make quarter past times on a clock.
- I can make quarter to times on a clock.

