



Maths

Measurement

Clock Hands



Aim

- I can draw hands on a clock to show o'clock times and half past times.


Success Criteria

- I can tell o'clock times and half past times.
- I can draw hands on a clock to show times.

One Hour Later



I wake up at 7 o'clock.



8 o'clock


One Hour Later



I eat my breakfast at 8 o'clock.



What time
will it be in
one hour?




9 o'clock

One Hour Later



I read my book at 11 o'clock.



12 o'clock

One Hour Later

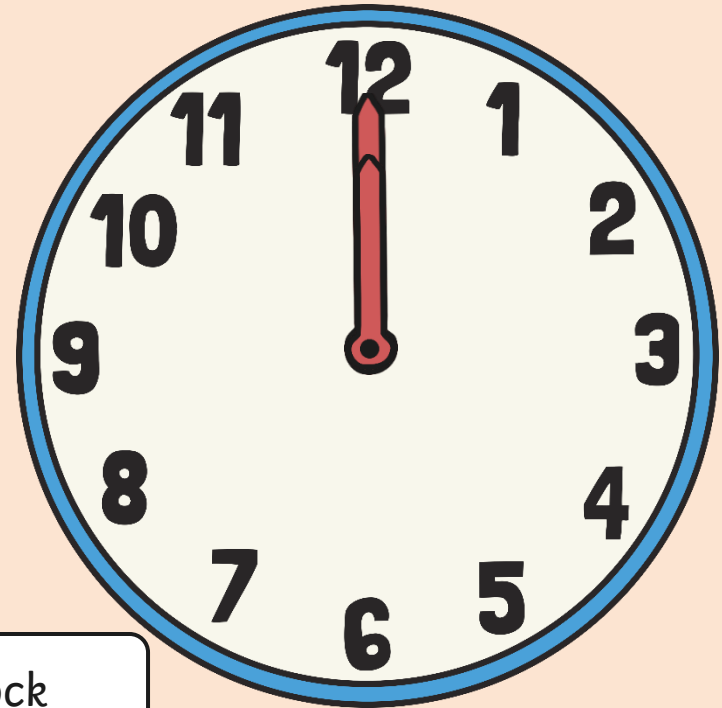


I eat my lunch at 12 o'clock.



What time will it be in one hour?

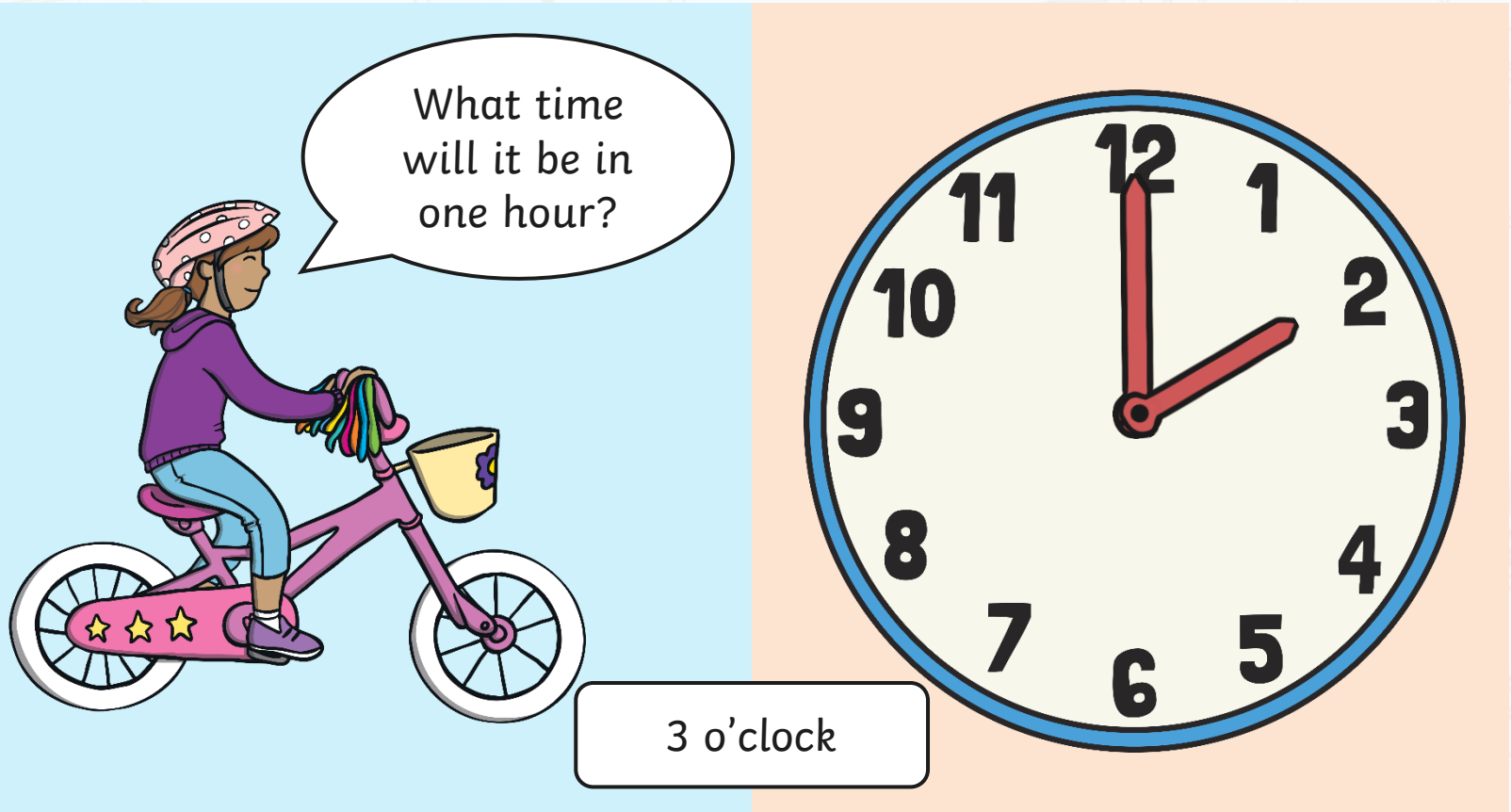
1 o'clock



One Hour Later




I ride my bike at 2 o'clock.



One Hour Later



I eat my dinner at 5 o'clock.



What time
will it be in
one hour?

6 o'clock

One Hour Later




I have my bath at half past 6.

Bedtime!
Goodnight!

What time
will it be in
one hour?



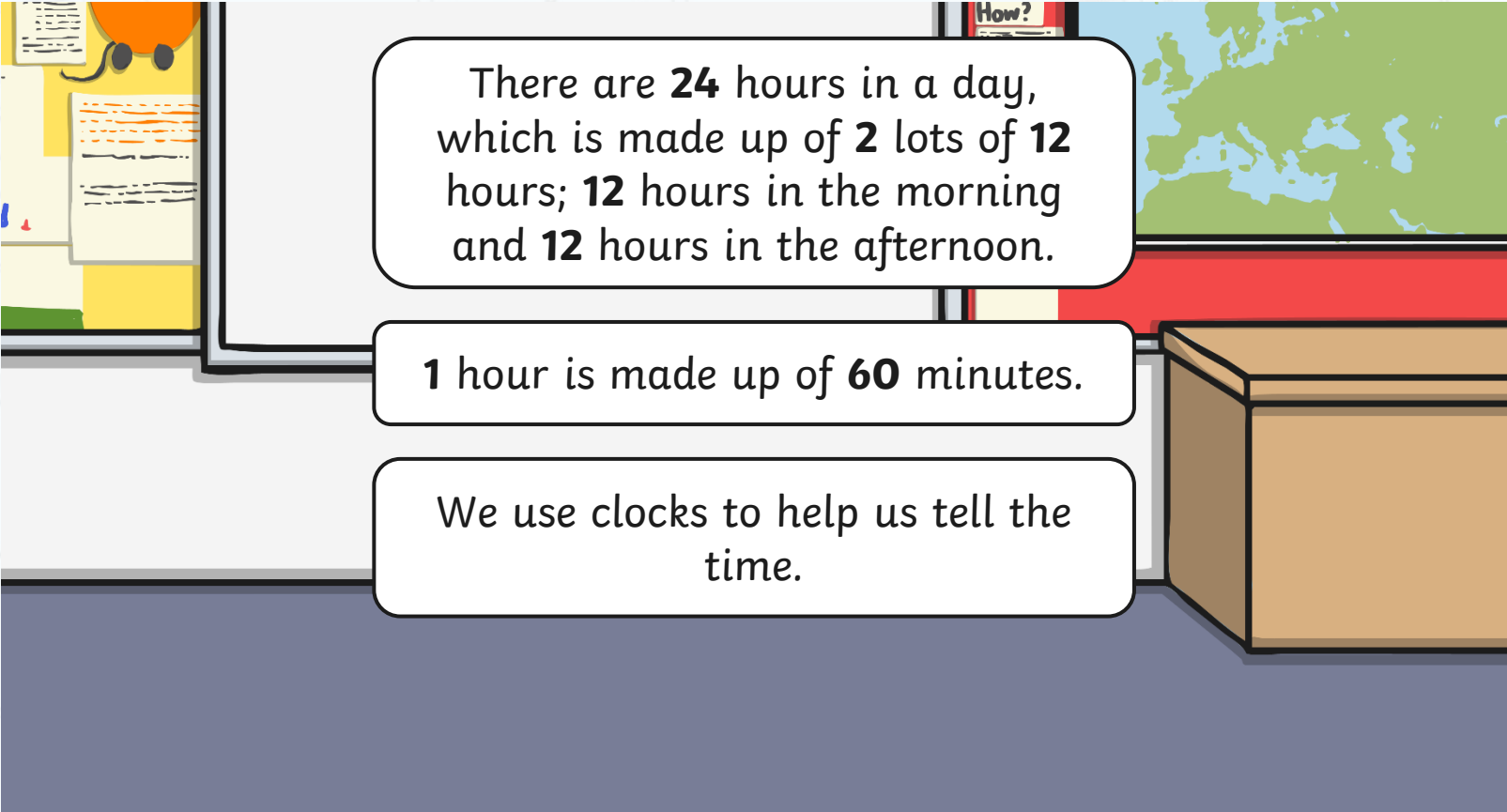
half past 7



Clocks



Time is measured in years, months, weeks, days, hours, minutes and seconds.

An illustration of a room. On the left, a desk with a yellow lamp and some papers. In the center, a window with a view of a green landscape. On the right, a world map on the wall and a brown cardboard box on the floor. A speech bubble is connected to the window area.

There are **24** hours in a day, which is made up of **2** lots of **12** hours; **12** hours in the morning and **12** hours in the afternoon.


1 hour is made up of **60** minutes.

We use clocks to help us tell the time.

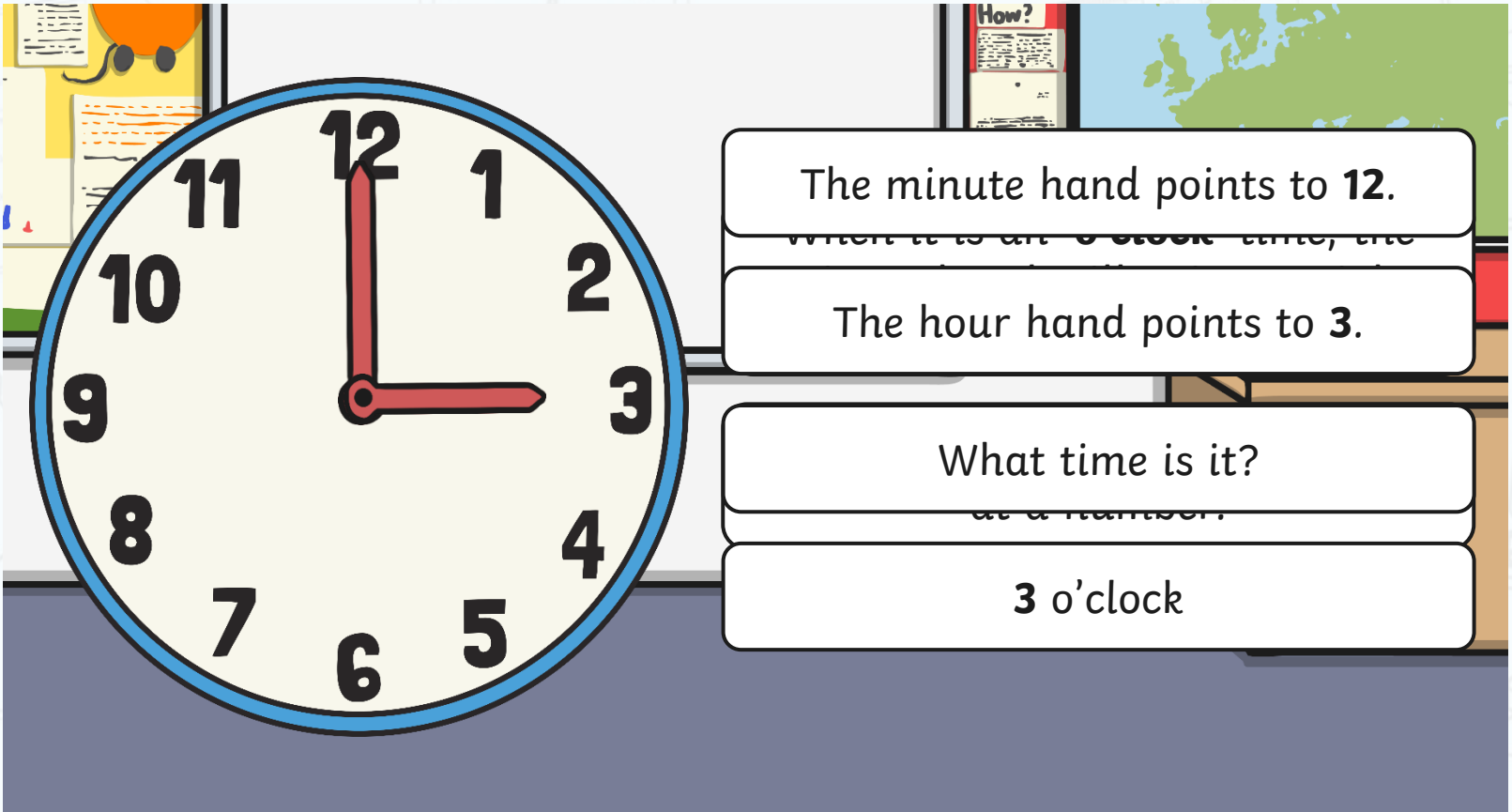
Clocks



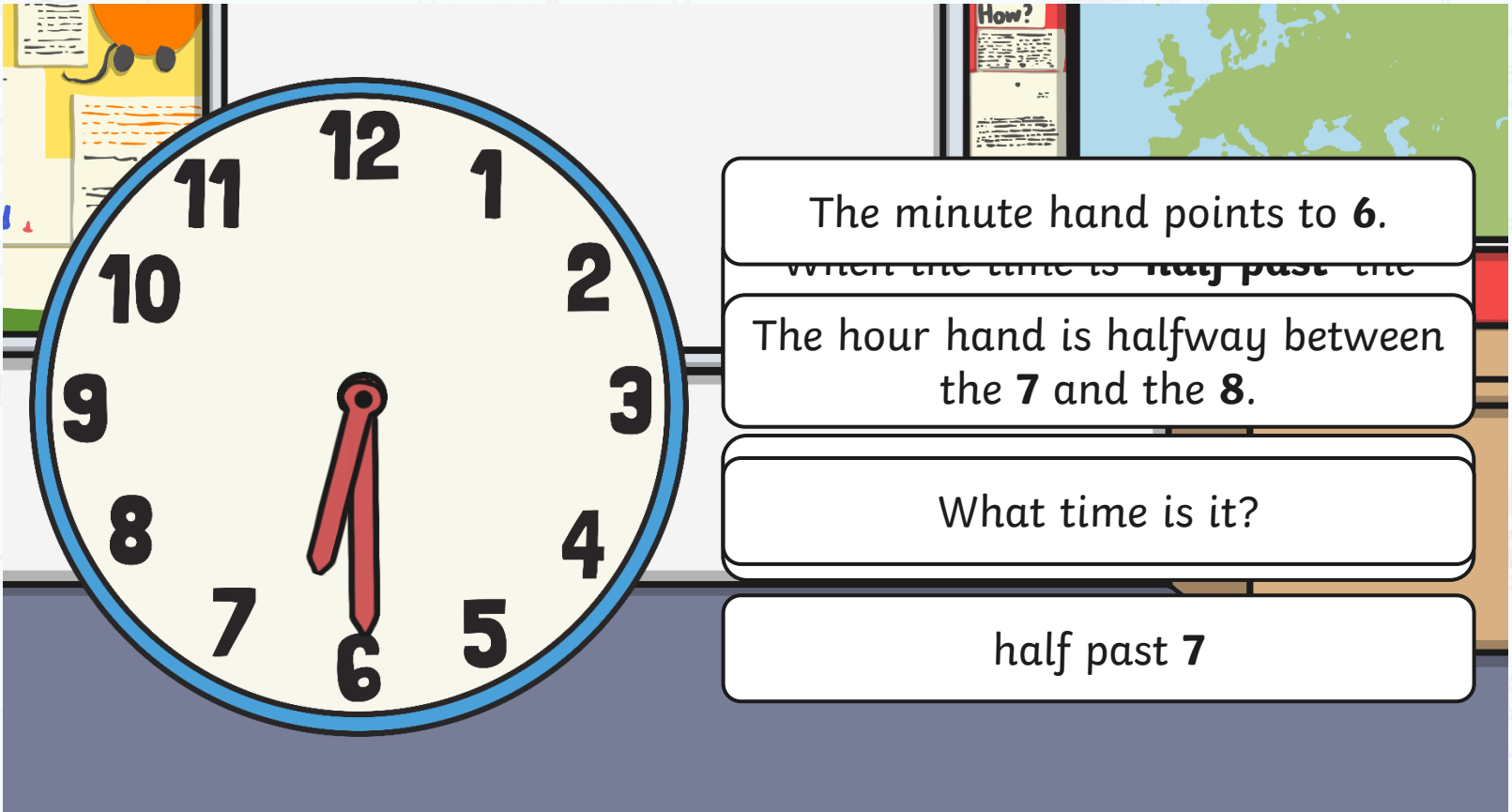
The big hand points to the minutes, this is called the minute hand.
The small hand points to the hour, this is called the hour hand.



Clocks



Clocks



The minute hand points to 6.

The hour hand is halfway between the 7 and the 8.


What time is it?

half past 7

Which Clock?




Which clock says half past 4? Click the correct face.



Which Clock?



Oops!
Try again



Which Clock?





Well done!



Which Clock?




Which clock says 9 o'clock? Click the correct face.



Which Clock?



Oops!
Try again



Which Clock?





Well done!



Which Clock?




Which clock says half past 3? Click the correct face.



Which Clock?



Oops!
Try again



Which Clock?





Well done!



Which Clock?



Which clock says half past 9? Click the correct face.



Which Clock?



Oops!
Try again



Which Clock?





Well done!



Which Clock?




Which clock says 12 o'clock? Click the correct face.



Which Clock?




Oops!
Try again



Which Clock?




Well done!



Which Clock?




Which clock says half past 1? Click the correct face.



Which Clock?



Oops!
Try again



Which Clock?





Well done!



Which Clock?




Which clock says half past 5? Click the correct face.



Which Clock?




Oops!
Try again



Which Clock?



Well done!



Which Clock?




Which clock says half past 8? Click the correct face.



Which Clock?



Oops!
Try again



Which Clock?



Well done!




Clock Hands



Clock Hands

Draw the clock hands to show the times.


Draw the clock hands to show the times.



half past 7




half past 10




5 o'clock



4 o'clock



7 o'clock



half past 4



Maths | Year 1 | Measurement | Tell the Time to the Hour and Half Past the Hour

Clock Hands

Draw the clock hands to show the times.


Draw the clock hands to show the times.



1 o'clock



half past 3




half past 10



half past 9



8 o'clock



half past 5












Maths | Year 1 | Measurement | Tell the Time to the Hour and Half Past the Hour

Clock Hands

Draw the clock hands to show the times.

Follow the teacher's instructions and draw the clock hands to show the times.



Maths | Year 1 | Measurement | Tell the Time to the Hour and Half Past the Hour | Lesson 3 of 3: Clock Hands

Diving into Mastery

Dive in by completing your own activity!




Clock Hands



The minute hand has fallen off these clocks! Look at the hour hand. Can you draw in the missing minute hand on each clock to show o'clock or half past?



Question Time




The minute hand has fallen off my clock! Look carefully at the hour hand.
Can you tell what time it is?



The hour hand is pointing straight at the **9** so it must be **9** o'clock.

Question Time



The minute hand has fallen off my clock! Look carefully at the hour hand.
Can you tell what time it is?



The hour hand is pointing halfway between the **6** and the **7** so it must be half past **6**.

Aim

- I can draw hands on a clock to show o'clock times and half past times.

Success Criteria

- I can tell o'clock times and half past times.
- I can draw hands on a clock to show times.

