




Maths

Measurement

Time Traveller



twinkl

Aim

- To sequence the days of the week and months of the year.


Success Criteria

- I can order intervals of times from quickest to slowest.
- I can count on and back through the days of the week and months of the year.
- I can order the days of the week and months of the year from different starting points.

Earth Time



These aliens don't understand time on Earth and how long things take.



Time Machine



Now, can you order the days of the week on the time machine?

Saturday

Wednesday


Friday

Monday

Sunday

Tuesday

Thursday



Seven horizontal purple rectangular boxes arranged vertically, intended for writing the days of the week in chronological order.



Click play buttons throughout to hear phrases and words.

Time Machine



Read aloud the months of the year on the time machine's dial.



January



August



February



September



March



October



April



November



May



December



June



START

July



Time Machine



Now, can you order the months of the year on the time machine?



1

2

3

4

5

6

7

8

9

10

11

12

Time Machine



Click on the alien which belongs in the spaceship.

the day after Sunday

Well Done!



Monday



April



Sunday



March

Time Machine



Click on the alien which belongs in the spaceship.

the day before
Thursday

Well Done!



Friday



September



Wednesday



July

Time Machine



Click on the alien which belongs in the spaceship.

a day of the weekend

Well Done!



December



Saturday



Monday



Friday

Time Machine



Click on the alien which belongs in the spaceship.

a winter month

Well Done!



February



July



September



June

Time Machine



Click on the alien which belongs in the spaceship.

a summer month

Well Done!



April



January



August



December

Time Machine



Click on the alien which belongs in the spaceship.

the month
before April



June



March




Monday



October

Time Traveller



Time Traveller

I can sequence the days of the week and months of the year.



Roll 2 dice to travel through time to the future. Count on that number of months or days and write what month or day you have ended up in. Use a calendar to help you.



Month	Dice Roll	Future Month	Past Month
June	9	March	September
December			
January			
October			
February			
November			
March			
July			
September			
April			
August			
May			

Time Traveller

I can sequence the days of the week and months of the year.



Roll 2 dice to travel through time to the future. Count on that number of months or days and write what month or day you have ended up in. Use a calendar to help you.



Dice Roll	Future Month	Past Month
2	August	April

Dice Roll	Future Day	Past Day

Time Traveller

I can sequence the days of the week and months of the year.



Roll 2 dice to travel through time to the future. Count on that number of months or days and write what month or day you have ended up in. Use a calendar to help you.



Dice Roll	Future Month
2	August

Dice Roll	Future Day

Time Battle



1. Sit facing your partner and decide who will be playing for 'months' and who will be playing for 'days'.
2. Click on the time machine to generate a month of the year and a day of the week.
3. Partner 1 should count out loud, forwards, from this month of the year.
4. Partner 2 should count out loud, forwards, from this day of the week.
5. The aim of the game is to confuse your partner by saying your times clearly and quickly so that they make a pause. Continue your sequence over and over again until a pause is made.
6. Switch roles.



Can you make a new version of this game by counting backwards instead of forwards?

Time Battle

A space-themed background with a dark blue field filled with white and light blue stars of varying sizes. In the center is a grey rectangular panel with a black border. On the left and right sides of this panel are two green square buttons with black outlines. The text "Monday" is written in a light green, slightly blurred font on the left side of the grey panel, and "Wednesday" is written in the same font on the right side. The text is partially obscured by the buttons and the panel's border.

Monday

Wednesday