

**Please make sure that you print this resource at 100% so that all measurements are correct.**


**To do this, follow the relevant steps below.**

### **Adobe Reader or Adobe Acrobat**

- Adobe Reader is a free PDF viewer, from Adobe. To install a copy of Adobe Reader, go to <https://get.adobe.com/uk/reader/>.
- Once Adobe Reader is installed, open your PDF.
- Go to File>Print.
- Under 'Page Sizing & Handling', select 'Size'.
- From here, make sure that 'Actual Size' is selected.
- Print this page as a test, making sure that the shape below is the correct size once printed.
- If the test print is correct, print your PDF.

### **Foxit Reader**

- Go to File>Print.
- Set the 'Scaling' to 'None'.



# Measuring Length and Height


To measure length and height in centimetres.

Use the ruler to measure the **length** or **height** of these objects. They are not to scale.



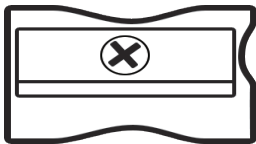
cm

0 1 2 3 4 5 6 7 8 9 10 11 12 13 14 15



cm


0 1 2 3 4 5 6 7 8 9 10 11 12 13 14 15



cm

0 1 2 3 4 5 6 7 8 9 10 11 12 13 14 15

cm



0 1 2 3 4 5 6 7 8 9 10

cm



0 1 2 3 4 5 6 7 8 9 10

cm



0 1 2 3 4 5 6 7 8 9 10





Use your ruler to measure the **length** of these lines. Remember to write the units (cm) in your answer.

A	_____	<input type="text" value="cm"/>
B	_____	<input type="text"/>
C	_____	<input type="text"/>
D	_____	<input type="text"/>

Finish this sentence:

The **longest** line is \_\_\_\_\_. The **shortest** line is \_\_\_\_\_.

Use your ruler to measure the height of these lines.

 E <input type="text" value="cm"/>	 F <input type="text"/>	 G <input type="text"/>	 H <input type="text"/>
---	--	--	---

Finish this sentence:

The **tallest** line is \_\_\_\_\_. The **shortest** line is \_\_\_\_\_.

# Measuring Length and Height Answers


To measure length and height in centimetres.

Use the ruler to measure the **length** or **height** of these objects. They are not to scale.



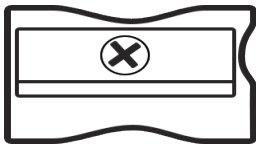
9cm

0 1 2 3 4 5 6 7 8 9 10 11 12 13 14 15



13cm


0 1 2 3 4 5 6 7 8 9 10 11 12 13 14 15



3cm

0 1 2 3 4 5 6 7 8 9 10 11 12 13 14 15

2cm



0 1 2 3 4 5 6 7 8 9 10

7cm







0 1 2 3 4 5 6 7 8 9 10

8cm



0 1 2 3 4 5 6 7 8 9 10





Use your ruler to measure the **length** of these lines. Remember to write the units (cm) in your answer.

A		<div style="border: 1px solid black; padding: 5px; display: inline-block;">5cm</div>
B		<div style="border: 1px solid black; padding: 5px; display: inline-block;">12cm</div>
C		<div style="border: 1px solid black; padding: 5px; display: inline-block;">14cm</div>
D		<div style="border: 1px solid black; padding: 5px; display: inline-block;">11cm</div>

Finish this sentence:

The **longest** line is **C**. The **shortest** line is **A**.

Use your ruler to measure the height of these lines.

			
E	F	G	H
<div style="border: 1px solid black; padding: 5px; display: inline-block;">6cm</div>	<div style="border: 1px solid black; padding: 5px; display: inline-block;">4cm</div>	<div style="border: 1px solid black; padding: 5px; display: inline-block;">8cm</div>	<div style="border: 1px solid black; padding: 5px; display: inline-block;">10cm</div>

Finish this sentence:

The **tallest** line is **H**. The **shortest** line is **F**.

# Measuring Length and Height

To measure length and height in centimetres.



Use your ruler to measure the **length** of these lines.

A \_\_\_\_\_

cm

B \_\_\_\_\_

C \_\_\_\_\_

D \_\_\_\_\_

Finish this sentence:

The **longest** line is \_\_\_\_\_. The **shortest** line is \_\_\_\_\_.

Use your ruler to measure the **height** of these lines.



E

cm



F



G



H

Finish this sentence:

The **tallest** line is \_\_\_\_\_. The **shortest** line is \_\_\_\_\_.



Use your ruler to find the lengths and heights of these objects. Then, compare the lengths and heights of them.

longer                  shorter                  taller                  the same



---

---

		<hr/> <hr/> <hr/> <hr/> <hr/>
superhero	doll	



---

---

# Measuring Length and Height Answers

To measure length and height in centimetres.



Use your ruler to measure the **length** of these lines.

A \_\_\_\_\_

5cm

B \_\_\_\_\_

12cm

C \_\_\_\_\_

14cm

D \_\_\_\_\_

11cm

Finish this sentence:

The **longest** line is **C**. The **shortest** line is **A**.

Use your ruler to measure the **height** of these lines.

\_\_\_\_\_

E

6cm

\_\_\_\_\_

F

4cm

\_\_\_\_\_

G

7cm

\_\_\_\_\_

H

10cm

Finish this sentence:

The **tallest** line is **H**. The **shortest** line is **F**.




Use your ruler to find the lengths and heights of these objects. Then, compare the lengths and heights of them.

longer                  shorter                  taller                  the same



**Straw A is 15cm long. Straw B is 13cm long. Straw A is longer than straw B. Straw B is shorter than straw A.**



The doll is 6cm tall. The superhero is 5cm tall. The doll is taller than the superhero. The superhero is shorter than the doll.

superhero                  doll



**Both pencils are 7cm. They both have the same length.**

# Measuring Length and Height

To measure length and height in centimetres.



Use your ruler to measure the **longest** and **shortest** lines.

A \_\_\_\_\_

B \_\_\_\_\_

C \_\_\_\_\_

D \_\_\_\_\_

The **longest** line is \_\_\_\_\_, it is \_\_\_\_\_ long.

The **shortest** line is \_\_\_\_\_, it is \_\_\_\_\_ long.

Use your ruler to measure the **height** of these lines.



E



F



G



H

Order the lines from **shortest** to **tallest**. \_\_\_\_\_

Measure the length of these objects. Tick the 2 that are the same length.


A





B




C




D



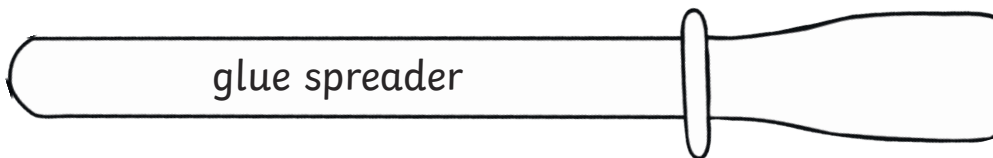

E




G




F




The longest object is the \_\_\_\_\_.

The shortest object is the \_\_\_\_\_.

Which object is 9cm long? \_\_\_\_\_.

# Measuring Length and Height Answers

To measure length and height in centimetres.



Use your ruler to measure the **longest** and **shortest** lines.

A

B

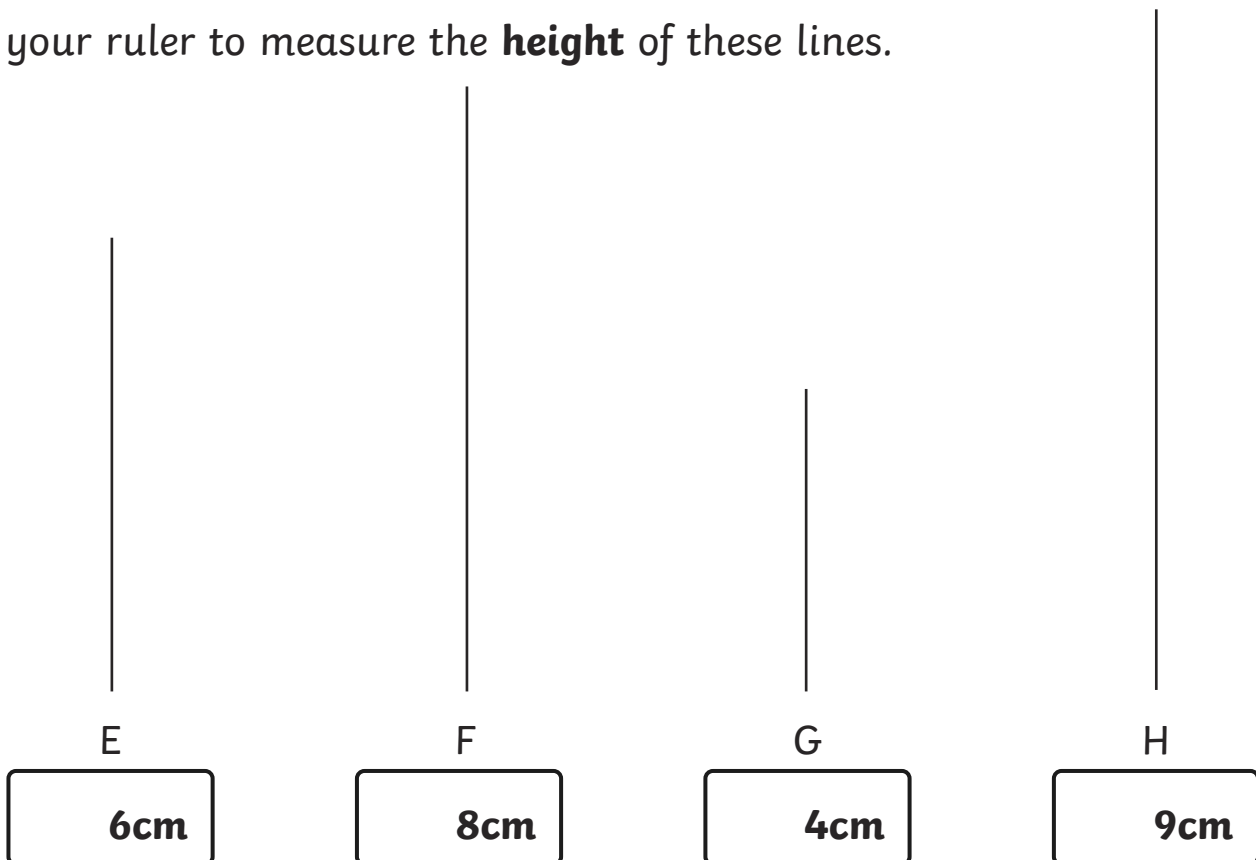
C

D

The **longest** line is **D**, it is **8cm** long.

The **shortest** line is **A**, it is **5cm** long.

Use your ruler to measure the **height** of these lines.



Order the lines from **shortest** to **tallest**. **G, E, F, H**

Measure the length of these objects. Tick the 2 that are the same length.

A




12cm

B




✓ 13cm

C



14cm

D



4cm

E



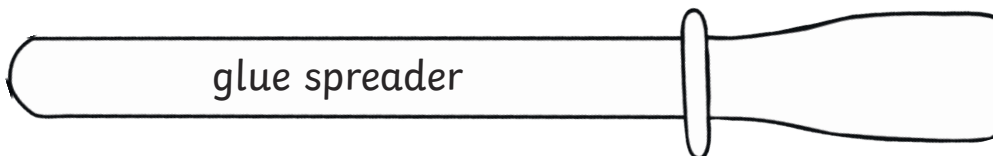
3cm

G



9cm

F



✓ 13cm

The longest object is the **felt tip**.

The shortest object is the **paperclip**.

Which object is 9cm long? **The crayon.**