






Woodpeckers Spring 2 2022 Homework - You will need to choose one activity per week from this grid. You can't choose more than 2 from any one area. BS = Brain Stickers			
Literacy and communication 	Suffolk Dialect- Can you find out what these Suffolk phrases mean: On the huh, cupla three, on the drag, tater trap, snouty, jiggered, a rum owd dew. Write down your answers. 2BS	Research the River Stour , you could map it out- where does it start? Where does it end? Then write some facts about it in a fact file. 2BS	Create a poster that shows information for a tourist on the town of Ipswich This could include top places to see, parks or entertainment centres such as play centres/ cinemas etc to visit. Include drawings and make it colourful and eye catching. 3BS
Maths and problem solving 	Imagine you need to buy the ingredients for a family meal that you are going to prepare. Research the ingredients you will need and create a budget for the cost of this meal. Look at supermarket prices to work out the cost. Remember to include all your ingredients and add up the cost. 2BS	Design a times table practise game- it could be a board game or a ball game, or anything else that you can think of. Include all the times tables or perhaps pick a few of the challenging ones. 3BS	We asked Hedgehogs Class at Bentley what their favourite Ipswich Landmark was. These are the results: Christchurch Mansion 6, Ipswich Marina 5, Create a graph to represent this data. This could be a pictogram or a bar graph. Think about what you need to include- label the x and y axis, choose an appropriate scale, give the graph a title. For an extra bonus brain sticker- write 3 questions you could ask someone about your completed graph. 3/4BS
Topic 	Create a pencil sketch with shading of an Ipswich landmark. Use google to find images of this landmark to help you or visit it in person. Think about the light and shadow and the value scale that we completed in Art. 3BS	Habitats- Use the link to complete a Backyard Scavenger Hunt DIY (rocketcdn.me) scavenger hunt near your home. Use your sense to complete the hunt and tick off each task as you complete it. Sketch an item that you found most interesting in the empty box on the sheet. The sheet can also be found on the first woodpecker blog of this half term. 3BS	Design and build a new playpark for Ipswich. What would you include? What playground equipment would it have? What facilities would you need e.g. toilets? Café? Car park? You can use lego, playdough, junk modelling- your choice. This can be brought into school or a photo sent in from home. Have fun 😊. 4BS
Computing 	Create a power point presentation to share amazing and interesting facts about the life cycle of any living thing. It could be a caterpillar-butterfly lifecycle, the lifecycle of a plant or even the lifecycle of a human. 3BS	Use WordArt to create a piece of art that uses vocabulary relating to healthy lifestyles. WordArt.com - Word Cloud Art Creator 2BS	Sign into Curriculum Visions and search for Habitats book- using pages 18-19 draw your own food chain and explain what a food chain is. Remember to use the pages identified to help you. Login reminder- login-copdockps, password-bcps123 2BS
PSHE/ RE 	Find the dictionary definition of the word sacrifice . Can you think of any well known people that have sacrificed something? Can you think of a time when you have had to make a sacrifice. Draw pictures to show these sacrifices. 3BS	Plan a healthy meal- Draw a plate and design a meal that you and your family could enjoy. Remember to try and include something from each food group and keep the meal balanced. Use the following website for help: Healthier Families - Home - NHS (www.nhs.uk) 3BS	Make something using a vegetable. It could be shaping a vegetable into something else, dressing up a vegetable to look like something else or even doing some vegetable printing. Be as creative as you like and get an adult to help with any cutting or use of sharp instruments. 3BS

These are your **weekly, key skills tasks** - **you will need to complete the maths and literacy tasks every week.** The dates are shown below. You may need to work on one spelling rule for more than one week. Try to think about different ways to explore the words and record your ideas in your homework book.

		Maths	Literacy
Week 1	Due in Tues 1.3.22	Play Hit the Button/ TT Rock Stars every day to practise your times tables. Choose a times table that challenges you.	Write antonyms for the following words: Anxious, pretty, heavy, dense, colossal, shiny, stretchy, conflict and empty. Spellings- Use spelling shed to practise your weekly spellings. Remember to read 5 times a week at home.
Week 2	Due in Tues 8.3.22	Play Hit the Button every day to practise your 10 times tables. Choose a times table that challenges you.	Prefix 'inter' means between or among- find and write out 6 words that begin with the prefix inter-. Spellings- Use spelling shed to practise your weekly spellings. Remember to read 5 times a week at home.
Week 3	Due in Tues 15.3.22	Play Hit the Button/ TT Rock Stars every day to practise your times tables. Choose a times table that challenges you.	Homophones- words that sound the same but have different meanings and spellings e.g. steel and steal. Find and write out 6 pairs of homophones. Spellings- Use spelling shed to practise your weekly spellings. Remember to read 5 times a week at home.
Week 4	Due in Tues 22.3.22	Play Hit the Button/ TT Rock Stars every day to practise your times tables. Choose a times table that challenges you.	Prefix 'sub' means 'under' e.g. subheading. Find and write out 8 words that begin with the prefix sub. Spellings- Use spelling shed to practise your weekly spellings. Remember to read 5 times a week at home.
Week 5	Due in Tues 29.3.22	Play Hit the Button/ TT Rock Stars every day to practise your times tables. Choose a times table that challenges you. Learn the 7 times tables song: http://www.viewpure.com/VEtQbnxWtqM?start=0&end=0	Write 3 synonyms for each of the following words: Big, happy, wet, pretty, hard. Spellings- Use spelling shed to practise your weekly spellings. Remember to read 5 times a week at home.
Week 6	Due in Tues 5.4.22	Play Hit the Button/ TT Rock Stars every day to practise your times tables. Learn the song: http://www.viewpure.com/cGsrC6ZPVGM?start=0&end=0	Prefix 're' means 'again' or 'back' e.g. redo. Find and write out 8 words with the prefix 're'. Spellings- Use spelling shed to practise your weekly spellings. Remember to read 5 times a week at home.
Easter Holidays		Our next topic is all about Friendships and positive relationships. Over the Easter holidays talk to your adult(s) at home about the different friendships you have. What positive relationships do you have within your immediate and extended family? How can we maintain positive relationships?	
Suggested activities links : Maths		Suggested activities links : Literacy	
https://www.topmarks.co.uk/maths-games/hit-the-button http://www.primarygames.co.uk		http://www.ictgames.com/lcwc.html http://www.crickweb.co.uk/ks2literacy.html	