

# Kids Menu

## National Curriculum Objectives:

English Year 1: Explain clearly their understanding of what is read to them. [More resources with this objective.](#)

## Differentiation for challenge activities:

**Section A** Label five fruits and vegetables using a word bank.

**Section B** Tick the correct answer to complete four multiple choice questions.

**Section C** Find which sections five foods are listed on the menu.

**Section D** List all the sources of fruits and vegetables found on the menu.

Did you like this resource? Don't forget to review it on our website.

## Kids Menu – Teacher Version

**E: (Q1) Where would you find a menu?** In a restaurant

**D: (Q4) What do you like best about this menu?** Personal response

**M: (Q10) Why are the 5 sections different colours?** To make the menu easier to read

**S: (Q7) Who is the person in the white hat?** A chef. He is wearing a chef's hat.



### Main Dishes

**S: (Q8) What two dishes are less expensive than the rest?** Cheese pizza and jam sandwich

**E: (Q2) Have you ever had any of these meals? Which one would you like to order?** Personal response

### Salads

**M: (Q11) What makes the chicken salad a 'rainbow'?** It has lots of different coloured vegetables in it.

**E: (Q3) Which salad has fruit in it?** The 'super reds and greens' salad has strawberries in it.

### Specials

**S: (Q9) What makes these choices 'special'?** They are full meals that come with a drink and salad.

### Drinks


**D: (Q5) Which drink doesn't cost any money?** Water is free.

### Desserts

**M: (Q12) What does 'seasonal fruit' mean?** It means whatever fruit is available at that time in the year, because fruits grow in different seasons and different parts of the world.

**D: (Q6) Would you like to eat at this restaurant? What would you order?** Personal response

# KIDS MENU



## Main dishes

Hamburger and chips	£2
Fish and chips	£2
Pepperoni pizza	£2
Cheese pizza	£1
Spaghetti and meatballs add side salad for 20p	£2
Jam sandwich Choose strawberry or raspberry jam	£1



## Salads

Super reds and greens Spinach, kale, lettuce, spring onions, green and red peppers, strawberries	£1
Pasta salad Roasted veg, tri-colour pasta	£1
Rainbow chicken salad Carrots, cabbage, bell peppers, onions	£1
Pitta and salad dippers Sliced carrots and peppers with hummous and pitta bread	£1



## Special

Macaroni and cheese with a fruit salad or apple pie and drink	£3
Fish finger sandwich with a fruit salad or apple pie and drink	£3



## Drinks

Water	Free!
Orange juice	50p
Apple juice	50p
Milk	50p



## Dessert

Apple pie	£1
Banana cake	£1
Carrot cake	£1
Frozen yogurt Vanilla, chocolate, or strawberry	£1
Fruit salad A big bowl of seasonal fruit with yogurt	£1



## Section A

1. Where would you find a menu?

2. Have you ever had any of these meals? Which one would you like to order?

3. Which salad has fruit in it?

## Section B

4. What do you like best about this menu?

5. Which drink doesn't cost any money?

6. Would you like to eat at this restaurant? What would you order?

## Section C

7. Who is the person in the white hat?

8. What two dishes are less expensive than the rest?

9. What makes these choices 'special'?

## Section D

10. Why are the 5 sections different colours?





11. What makes the chicken salad a 'rainbow'?

12. What does 'seasonal fruit' mean?

# Kids Menu – Challenge Activity

## Section A

Use the word bank to label the fruits and vegetables.



apple

banana

carrot

orange

strawberry

## Section B

Tick the correct answers for each question.

Which jams can you have on a jam sandwich?

blueberry

strawberry

raspberry

marmalade

What comes with macaroni and cheese?

a drink

dessert

a salad

a biscuit

You can have a salad with spaghetti and meatballs for an extra...

10p

20p

30p

40p

How many desserts are not made with fruit?

1

2

3

none

classroomsecrets.com

Kids Menu – Y1/P2/K – Challenge Activity



## Kids Menu – Challenge Activity

### Section C

Tick where you would find each food on the menu.

	Main Dishes	Salads	Desserts
Rainbow chicken salad			
Fish and chips			
Carrot cake			
Pepperoni pizza			
Super reds and greens			

### Section D


List all the sources of fruits and vegetables you can find on the menu.

Fruits	Vegetables


# Kids Menu – Challenge Activity

## Section A


Use the word bank to label the fruits and vegetables.




banana



apple



carrot



orange



strawberry

apple

banana

carrot

orange

strawberry

## Section B

Tick the correct answers for each question.

Which jams can you have on a jam sandwich?

blueberry

strawberry



raspberry



marmalade

What comes with macaroni and cheese?

a drink



dessert

a salad



a biscuit

You can have a salad with spaghetti and meatballs for an extra...

10p

20p



30p

40p

How many desserts are not made with fruit?

1

2

3

none



classroomsecrets.com

Kids Menu – Y1/P2/K – Challenge Activity **ANSWERS**

Like this? Find more differentiated Healthy Eating resources [here](#).

## Kids Menu – Challenge Activity

### Section C

Tick where you would find each food on the menu.

	Main Dishes	Salads	Desserts
Rainbow chicken salad		✓	
Fish and chips	✓		
Carrot cake			✓
Pepperoni pizza	✓		
Super reds and greens		✓	

### Section D

List all the sources of fruits and vegetables you can find on the menu.

Fruits	Vegetables
Strawberry jam Raspberry jam Strawberries Apple pie Banana cake Fruit salad Orange juice Apple juice	Spinach Kale Lettuce Spring onions Peppers Roasted veg Carrots Cabbage Onions Carrot cake

## Whole Class Guided Reading – Teaching Guide

- The text is for the children to read. Give each pair a copy of the text (without questions) to read individually or as a whole class. This text has been aimed at Year 1 Secure (Wales)/Primary 2 (Scotland)/Kindergarten (Australia).
- The teacher should use the teacher version. It shows you where to pause after each section and provides questions for you to ask. The colours refer to our levels so that you can direct specific questions at specific students in terms of difficulty (their version does not have these colours to show them which is which). The questions are also numbered in the order they appear on the comprehension sheet.
  - Beginner – (Red)
  - Easy – (Blue)
  - Tricky – (Orange)
  - Expert – (Green)
- The children can record their answers to the questions at the end of the shared read/discussion or in a different session by using the comprehension sheet. The questions have been re-grouped into abilities so that you can assign sections to specific children.
  - Section A – Beginner
  - Section B – Easy
  - Section C – Tricky
  - Section D – Expert