

Colons

The colon looks like a full stop hovering over another full stop.

Using a colon:

- The most common use for the colon is to introduce a list.
You can only use a colon to introduce a list if the first part of the sentence makes sense on its own.
- A colon can also be used to separate main clauses, where the second main clause expands on the first and adds extra detail.




Complete the activities below to show your understanding of how to use colons.

A: Insert a colon into each list below so that it is punctuated correctly.

Example: To make the cake, you will need the following flour, eggs, sugar, butter and vanilla essence.

Becomes: To make the cake, you will need the following: flour, eggs, sugar, butter and vanilla essence.

1. You need these things for PE shorts, T-shirt, trainers and a hoodie.
2. Kaiden is allergic to three things eggs, nuts and strawberries.
3. The paint palette had four colours red, yellow, blue and purple.



B: Rewrite the sentences below, using a colon to separate the clauses.

Example: I only have one aim today I want to win my event at the school's Sports Day.

Becomes: I only have one aim today: I want to win my event at the school's Sports Day.

1. The weather is scorching hot the plants are starting to die.
2. The trainers come in three colours they are pink, green or blue.
3. I can't wait to go to the theme park it has the best rides.

.....

.....

.....

.....

.....

.....


Colons

Here are some other ways to use a colon:

- after a character's name in a playscript before they say their line,
- to introduce a definition,
- or when writing the time.

Copy the following sentences and insert colons in the correct places.

1. The school day starts at 8 50 a.m.
2. Cinderella I have never been to the palace. I have nothing to wear.
Fairy Godmother Never fear, Cinderella. I will help you.
Cinderella Oh, thank you, but how will you do that?
3. My appointment at the doctor's was for 3 45 after school.
4. Climate patterns of weather usual to an area over time.
Humidity how much moisture is in the air.



.....

.....

.....

.....

.....

.....

.....

.....

.....

.....

.....

.....

.....

.....

.....

.....

.....

.....

.....

.....

.....

.....

Colons

Answers

The colon looks like a full stop hovering over another full stop.

Using a colon:

- The most common use for the colon is to introduce a list.
You can only use a colon to introduce a list if the first part of the sentence makes sense on its own.
- A colon can also be used to separate main clauses, where the second main clause expands on the first and adds extra detail.




Complete the activities below to show your understanding of how to use colons.

A: Insert a colon into each list below so that it is punctuated correctly.

Example: To make the cake, you will need the following flour, eggs, sugar, butter and vanilla essence.

Becomes: To make the cake, you will need the following: flour, eggs, sugar, butter and vanilla essence.

1. You need these things for PE: shorts, T-shirt, trainers and a hoodie.
2. Kaiden is allergic to three things: eggs, nuts and strawberries.
3. The paint palette had four colours: red, yellow, blue and purple.



B: Rewrite the sentences below, using a colon to separate the clauses.

Example: I only have one aim today I want to win my event at the school's Sports Day.

Becomes: I only have one aim today: I want to win my event at the school's Sports Day.

1. The weather is scorching hot the plants are starting to die.
2. The trainers come in three colours they are pink, green or blue.
3. I can't wait to go to the theme park it has the best rides.

1. The weather is scorching hot: the plants are starting to die.

2. The trainers come in three colours: they are pink, green or blue.

3. I can't wait to go to the theme park: it has the best rides.

.....

.....

.....

Colons


Answers

Here are some other ways to use a colon:

- after a character's name in a playscript before they say their line,
- to introduce a definition,
- or when writing the time.

Copy the following sentences and insert colons in the correct places.

1. The school day starts at 8 50 a.m.
2. Cinderella I have never been to the palace. I have nothing to wear.
Fairy Godmother Never fear, Cinderella. I will help you.
Cinderella Oh, thank you, but how will you do that?
3. My appointment at the doctor's was for 3 45 after school.
4. Climate patterns of weather usual to an area over time.
Humidity how much moisture is in the air.



1. The school day starts at 8:50 a.m.

2. Cinderella: I have never been to the palace. I have nothing to wear.

..... Fairy Godmother: Never fear, Cinderella. I will help you.

..... Cinderella: Oh, thank you, but how will you do that?

3. My appointment at the doctor's was for 3:45 after school.

4. Climate: patterns of weather usual to an area over time.

..... Humidity: how much moisture is in the air.

.....

.....

.....

.....