

Varied Fluency

Step 1: Before and After

National Curriculum Objectives:

Mathematics Year 1: (1M4b) [Sequence events in chronological order using language \[for example, before and after, next, first, today, yesterday, tomorrow, morning, afternoon and evening\]](#)

Differentiation:

Developing Questions to support understanding of 'before' and 'after' using the language, before, after, first, then, morning, afternoon and night.

Expected Questions to support understanding of 'before' and 'after' using the language, before, after, first, then, next, after, finally, morning, afternoon, evening and night.

Greater Depth Questions to support understanding of before and after using the language, before, after, first, then, next, after, finally, morning, afternoon, evening and night. Some open ended questions requiring children to draw on own experiences.

More [Year 1 Time](#) resources.

Did you like this resource? Don't forget to [review](#) it on our website.

Before and After

1a. Which of these comes before washing your hands?



VF

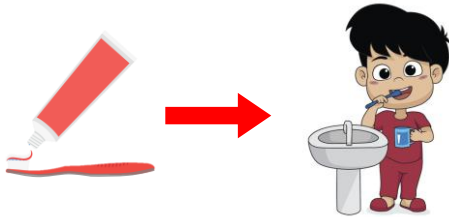
Before and After

1b. Which of these comes after washing your hands?




VF

2a. Use the word 'before' to describe the pictures below.



VF

2b. Use the word 'after' to describe the pictures below.



VF

3a. Draw something you do at each time of day.

Morning	Night



VF

3b. Draw something you do at each time of day.

Morning	Night



VF

4a. Draw a line from each label to the correct picture. Now use the label to describe the pictures.

first

then



VF

4b. Draw a line from each label to the correct picture. Now use the label to describe the pictures.

first


then



VF

Before and After


5a. Which of these comes before bedtime?



VF

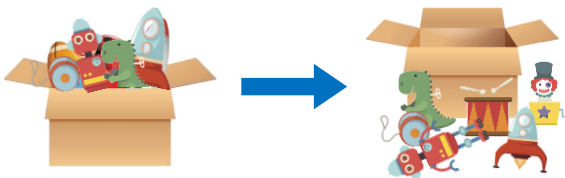
Before and After

5b. Which of these comes after breakfast?




VF

6a. Use the words before and after to describe the pictures below.



VF

6b. Use the words before and after to describe the pictures below.



VF

7a. Draw something you do at each time of day.

morning	daytime	evening



VF

7b. Draw something you do at each time of day.

bath time	bedtime	in bed




VF

8a. Draw a line from each label to the correct picture. Now use the labels to describe the pictures.

first

then

finally



VF

8b. Draw a line from each label to the correct picture. Now use the labels to describe the pictures.

first

then

finally



VF

Before and After

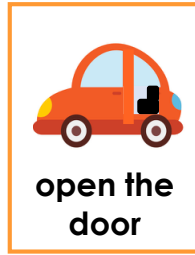
9a. Which of these comes before putting your shoes on?



VF

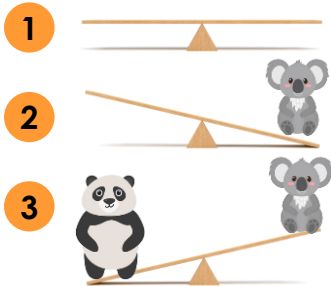
Before and After

9b. Which of these comes after you get in the car?



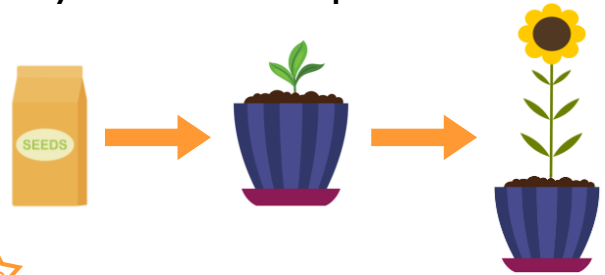
VF

10a. Use the words 'before' and 'after' to describe the pictures below.



VF

10b. Use the words 'first', 'then' and 'finally' to describe the pictures below.



VF

11a. Draw something you do...

during the week	at the weekend



VF

11b. Draw something you do in...

winter	summer



VF

12a. Draw a line from each label to the correct picture. Complete the missing label. Now use the label to describe the pictures.

first then



VF

12b. Draw a line from each label to the correct picture. Complete the missing label. Now use the label to describe the pictures.

 then finally



VF

Varied Fluency Before and After

Developing

- 1a. Tap on
- 2a. Various possible answers; for example: Put toothpaste on your brush before you brush your teeth.
- 3a. Various possible answers. Teachers to mark children's images encouraging talk using time of day vocabulary.
- 4a. Various possible answers; for example: First you plant the seeds and then a flower grows.

Expected

- 5a. Pyjamas on and brush teeth.
- 6a. Various possible answers; for example: Before I played the toys were in the box. After that they were on the floor.
- 7a. Various possible answers. Teachers to mark children's images encouraging talk using time of day vocabulary.
- 8a. Various possible answers; for example: First there is an egg, then the chick hatches, finally the chick becomes a cockerel.

Greater Depth

- 9a. Socks on and slippers off.
- 10a. Various possible answers; for example: Before the animals arrive the seesaw is empty, after the koala climbs on the seesaw tips down, after the panda arrives the seesaw tips the other way.
- 11a. Various possible answers. Teachers to mark children's images encouraging talk using time of day/week/year vocabulary.
- 12a. Various possible answers; for example: First it is summer time, then it is Halloween, finally it is Christmas. The missing label is finally.

Varied Fluency Before and After

Developing

- 1b. Tap off
- 2b. Various possible answers; for example: After you get dressed, it's time for school.
- 3b. Various possible answers. Teachers to mark children's images encouraging talk using time of day vocabulary.
- 4b. Various possible answers; for example: First it rains and then a rainbow comes.

Expected

- 5b. Go to school and brush teeth
- 6b. Various possible answers; for example: Before the truck came the sand was in a pile. After that the sand was in the truck.
- 7b. Various possible answers. Teachers to mark children's images encouraging talk using time of day vocabulary.
- 8b. Various possible answers; for example: First we are a baby, then a child, finally we are an adult.

Greater Depth

- 9b. Close the door and seat belt on.
- 10b. Various possible answers; for example: First plant the seeds, then the plant starts to grow, finally the flower appears.
- 11b. Various possible answers. Teachers to mark children's images encouraging talk using time of day/week/year vocabulary.
- 12b. Various possible answers; for example: First you sail in a ship, then you use the map, finally you find the treasure. The missing label is first.