

Varied Fluency

Step 1: Recognising Coins

Teaching Note:

We recommend using real coins to support this step.

National Curriculum Objectives:

Mathematics Year 1: (1M3) [Recognise and know the value of different denominations of coins and notes](#)

Differentiation:

Developing Questions to support recognising all of the denominations of coins and knowing their values. Involves recognising the value of up to three coins.

Expected Questions to support recognising all of the denominations of coins and knowing their values. Involves recognising the value of groups of coins made up of two different coins.

Greater Depth Questions to support recognising all of the denominations of coins and knowing their values. Involves recognising the value of groups of coins made up of several different coins.

More [Year 1 Money](#) resources.

Did you like this resource? Don't forget to [review](#) it on our website.

Recognising Coins

Recognising Coins

1a. What is the value of each coin?



VF

1b. What is the value of each coin?



VF

2a. Circle the coins that total 4p.



VF

2b. Circle the coins that total 20p.



VF

3a. Circle the coin with the least value.



VF

3b. Circle the coin with the most value.



VF

4a. Order the coins from least to most value.



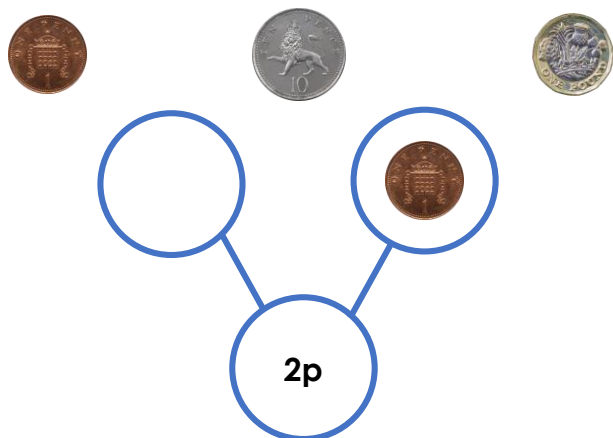
VF

4b. Order the coins from least to most value.




VF

5a. Use one coin to complete the part whole model.



VF

5b. Use one coin to complete the part whole model.



VF

Recognising Coins

Recognising Coins

6a. What is the value of each set?



VF

6b. What is the value of each set?



VF

7a. Circle the coins that total 22p.



VF

7b. Circle the coins that total £3.



VF

8a. Circle the set of coins with the least value.



VF

8b. Circle the set of coins with the most value.



VF

9a. Order the coins from least to most value.




VF

9b. Order the coins from least to most value.



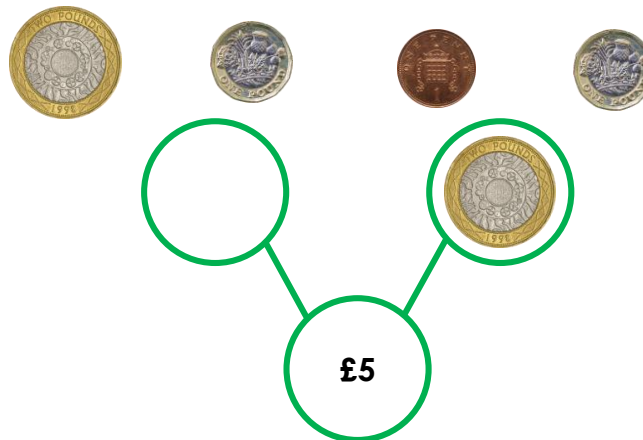
VF

10a. Use two of these coins to complete the part whole model.



VF

10b. Use two of these coins to complete the part whole model.



VF

Recognising Coins

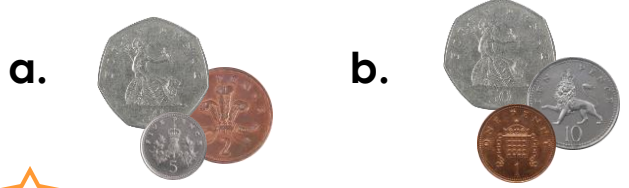
Recognising Coins

11a. What is the value of each set?



VF

11b. What is the value of each set?



VF

12a. Circle the coins that total 45p.



VF

12b. Circle the coins that total 80p.



VF

13a. Circle the set of coins with the least value.



VF

13b. Circle the set of coins with the most value.



VF

14a. Order the coins from least to most value.





VF

14b. Order the coins from least to most value.



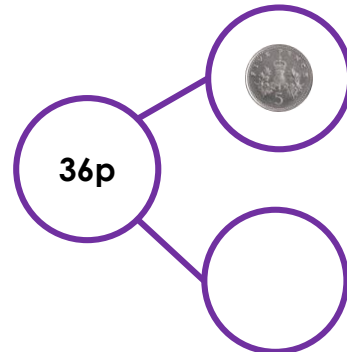
VF

15a. Use three of these coins to complete the part whole model.



VF

15b. Use three of these coins to complete the part whole model.



VF

Varied Fluency Recognising Coins

Developing

- 1a. a. £2; b. 5p
- 2a. 2p and 2p
- 3a. 1p
- 4a. 1p, 2p, 10p
- 5a. 1p

Expected

- 6a. a. £3; b. 60p
- 7a. 2p and 20p
- 8a. 2p and 1p
- 9a. 1p, 2p, 50p, £2
- 10a. 10p and 10p

Greater Depth

- 11a. a. 16p; b. 80p
- 12a. 20p, 20p, 5p
- 13a. 2p, 10p, 1p
- 14a. 1p, 5p, 10p, 20p, £2
- 15a. 20p, 20p, 1p

Varied Fluency Recognising Coins

Developing

- 1b. A. 20p; b. 2p
- 2b. 10p and 10p
- 3b. £1
- 4b. 20p, 50p, £2
- 5b. 5p

Expected

- 6b. a. 24p; b. 11p
- 7b. £2 and £1
- 8b. £1 and 20p
- 9b. 1p, 10p, 20p, £1
- 10b. £2 and £1

Greater Depth

- 11b. a. 57p; b. 61p
- 12b. 20p, 10p, 50p
- 13b. £2, £1, 50p
- 14b. 1p, 2p, 20p, 50p, £1
- 15b. 20p, 10p, 1p