






Home learning during school closure or self-isolation – Y5/6



Week Beginning: 1.6.20

	Monday	Tuesday	Wednesday	Thursday	Friday
Maths	Can you find the missing angle in the triangles or around a point .	Draw a map you're your bedroom to the kitchen. Calculate the total degrees of turn involved on the journey. You can repeat this activity for other areas in your home or for their daily walk.	Look for and collect 3D objects around the home. For the ones you have selected, name the 3D shape, list the properties (the number of edges, faces and vertices) and draw the net to match.	Maths Challenge 1. Click here to access today's maths. See how many you can complete in 60 minutes. The answers can be found in this document .	Maths Challenge 2. Click here to access today's maths. See how many you can complete in 60 minutes. The answers can be found in this document .
Writing				Visit the Literacy Shed for this resource on The Lighthouse . Complete the 'Diamante Poem' activity on page 6.	Using the resource from yesterday, can you write the story from where the lamp smashes and the ship approaches? Look at page 12 for more detailed instructions.
Reading	Read along with The Mermaid's Lament . Find the glossary in the Teach section and see if you can identify some of the terms used in the poem, for example rhyme and personification.	  www.youtube.com/watch?v=WKbMplJf3Zs	Create a true or false quiz based on the book listened to yesterday. Can you test it out (remotely) on a friend?	Click on this Oxford Owl link for a reading comprehension activity about sea adventures. Complete the comprehension questions.	Read your own book for pleasure whilst listening to these sea noises .
Spellings/ Vocabulary/ Grammar	Choose 5 Common Exception words from the Year 5/6 spelling list . Pick one spelling at a time and write it as many times as you can in one minute. Can you beat your score?	Create a vocabulary bank about life under the sea which includes verbs, adverbs, expanded noun phrases and relative clauses.	Create a glossary for these sea-related words: estuary, algae, plankton, tsunami & urchin . Can you draw illustrations to represent each of these words too?		
Topic Music PSHE Art	<p><u>Pirates: Daring Figures of History or Brutal Sea-Thieves?</u></p> <p>Many books have been written and movies made about pirates. But who were the real pirates of the past? Explore these facts about real pirates from history. You could create a fact file or information report about what you have learned, including key dates and figures. Alternatively, you could create a 'wanted' poster for a pirate, including facts about his/her deeds and adventures.</p>		<p><u>Bioluminescence: Lighting up Our Oceans</u></p> <p>Many sea creatures possess a fascinating light-producing ability called bioluminescence. Some fish dangle a lighted lure in front of their mouths to attract prey, while some squid shoot out bioluminescent liquid, instead of ink, to confuse their predators. Direct your child to find out about bioluminescence and how some sea creatures rely on this for their survival. They could then choose a sea creature which uses bioluminescence (like the anglerfish) and create a poster fact sheet about it, including what bioluminescence is and how their chosen sea creature uses it.</p>		<p><u>Artwork to Light up Your Life</u></p> <p>Following on from what you have learned about bioluminescence, create a bioluminescent sea creature inspired piece of artwork. Based on the resources you have available at home, you could choose to express this as a drawing or as a model. Use bright colours and to be as realistic as possible.</p> 

PE links: Make sure throughout the day you get fresh air and you are physically active every day for at least 60 minutes. You can do this by:

- ❖ PE with Joe Wicks every morning at 9am - www.youtube.com/channel/UCAxW1XT0iEJo0TYIRfn6rYQ
- ❖ Go Noodle, lots of fun dance resources - <https://www.gonoodle.com/>
- ❖ Youth Sport Trust have a range of resources to keep you active that you can access for free:
- ❖ Activity cards - www.youthsporttrust.org/pe-home-learning
- ❖ Active breaks - www.youthsporttrust.org/active-breaks
- ❖ 60 second challenge physical activity cards - www.youthsporttrust.org/60-second-physical-activity-challenges
- ❖ Cosmic Yoga - www.cosmickids.com/category/watch/ and use your print out of yoga moves.
- ❖ Create a circuit in your garden or in a large space using the ideas given to you in your printed pack before half term.

