







Home learning during school closure or self-isolation Reception

Summer Term 2 – Week Beginning: 15.6.20



	Monday	Tuesday	Wednesday	Thursday	Friday
Maths	<p><u>Recognising Coins</u> -look at 1p, 2p, 5p, 10p and talk about them. What size are they? Shape? Colour?</p>	<p>Set up a play shop at home where you can buy items for 1p-10p. Write price tags. Buy an object e.g. an apple for 3p. Can you use some 1p/2p coins to pay for it? Ext: can you buy 2 things and pay for them?</p>	<p><u>Finding totals: worksheet</u> How much is there in the purse? Find the total by counting on. Please use the worksheet on Monday's blog page.</p>	<p><u>Making totals: worksheet</u> Can you use the coins to make each total? Please use the worksheet on Monday's blog page.</p>	<p><u>Finding change:</u> Ask a grown-up to count out 10 pennies. Buy something from your home shop. E.g. an orange for 6p. Give the 10p to your grown up and they will give you some change – 4p! After a few turns, swap roles. You can count out the amount to pay for the item and then hand over the change.</p>
Writing	<p><u>Max's Jungle Adventures</u> With a grown-up read the story on pages 4-5. Please complete page 6 today</p> <p>Please use the document found on Monday's Class Blog page – Max's Jungle Adventures</p>	<p><u>Max's Jungle Adventures</u> With a grown-up read the story on pages 4-5. Please complete pages 7 and 8 today.</p>	<p><u>Max's Jungle Adventures</u> With a grown-up read the story on pages 4-5. Please complete page 10 today.</p>	<p><u>Max's Jungle Adventures</u> With a grown-up read the story on pages 4-5. Please complete page 11 today.</p>	<p><u>Max's Jungle Adventures</u> With a grown-up read the story on pages 4-5. Please complete pages 12 and 13 today.</p>
Reading	<p><u>Max's Jungle Adventures</u> Listen to an audio version of the story. https://soundcloud.com/talkforwriting/maxs-jungle/s-7mdf7356etd</p>	<p>Choose a book from Oxford Owl Login = WSR12 password = bcps Share a story from online Storytime – see attached PDF on blog page</p>	<p>Choose a book from Oxford Owl Login = WSR12 password = bcps Share a story from online Storytime – see attached PDF on blog page</p>	<p>Choose a book from Oxford Owl Login = WSR12 password = bcps Share a story from online Storytime – see attached PDF on blog page</p>	<p>Choose a book from Oxford Owl Login = WSR12 password = bcps Share a story from online Storytime – see attached PDF on blog page</p>

<p>Spellings/phonics</p> <p>https://www.youtube.com/channel/UCP_FbjYUP_UtldV2K_niWw</p> <p>The above link is to a YouTube Letters and Sounds page where new phonic lessons are updated daily at 10am. This may offer you more resources to support your child at home.</p>	<p>Continue to use teach your monster to read. www.teachyourmonstertoread.com (free to set up an account on laptop/home computer)</p> <p>Phase 3 sounds revision: - ar https://www.bbc.co.uk/bitesize/topics/zvq9bdm/articles/zh9q92p</p> <p>Follow up sound using games on Phonics Play: https://new.phonicsplay.co.uk/</p>	<p>Continue to use teach your monster to read. www.teachyourmonstertoread.com (free to set up an account on laptop/home computer)</p> <p>Phase 3 sounds revision: - or https://www.bbc.co.uk/bitesize/topics/zvq9bdm/articles/zr6f6v4</p> <p>Follow up sound using games on Phonics Play: https://new.phonicsplay.co.uk/</p>	<p>Continue to use teach your monster to read. www.teachyourmonstertoread.com (free to set up an account on laptop/home computer)</p> <p>Phase 3 sounds revision: - ow https://www.bbc.co.uk/bitesize/topics/zvq9bdm/articles/z64j47h</p> <p>Follow up sound using games on Phonics Play: https://new.phonicsplay.co.uk/</p>	<p>Continue to use teach your monster to read. www.teachyourmonstertoread.com (free to set up an account on laptop/home computer)</p> <p>Phase 3 sounds revision: - oi https://www.bbc.co.uk/bitesize/topics/zvq9bdm/articles/zfj6jhw</p> <p>Follow up sound using games on Phonics Play: https://new.phonicsplay.co.uk/</p>	<p>Continue to use teach your monster to read. www.teachyourmonstertoread.com (free to set up an account on laptop/home computer)</p> <p>Phase 3 sounds revision: - er https://www.bbc.co.uk/bitesize/topics/zvq9bdm/articles/zvmmmf</p> <p>Follow up sound using games on Phonics Play: https://new.phonicsplay.co.uk/</p>
<p>Topic Music PSHE Art</p>	<p>A seriously significant somebody = sketch a portrait of someone very important to you; this may be a family member or someone else. Remember to use your sketching skills you learnt at school. Use the link below to help you draw a face. https://howtodrawforkids.com/how-to-draw-a-face-for-beginners/</p> <p>A famous man</p>  <p>Who was Gandhi? https://www.bbc.co.uk/bitesize/topics/zikj382/articles/z4fwy9g</p>	 <p>Who was Henry V111? https://www.bbc.co.uk/bitesize/topics/zkrkscw/articles/zv2bmfr</p> <p>Design your own crown. Remember to draw lots of jewels. See attached sheet on Monday's blog.</p>	 <p>Who was Boudicca? https://www.bbc.co.uk/bitesize/topics/zkrkscw/articles/zhn6cqt</p> <p>There are no drawings of what Boudicca looked like. All we know is that she had long red hair below her waist. Can you draw what you think Boudicca might have looked like? Don't forget the long red hair!</p>	<p>Read The Owl Who Was Afraid of the Dark. Ask the children how Plop's view of the dark changed (he went from saying 'Dark is Nasty' to 'Dark is Super' by the end). Ask them how the other people in the story helped him (his parents and those he visited). Ask them to think about ways that their likes and dislikes have changed since they were little. Talk with the children about how some things about us stay the same and others change. Ask the children to think ahead to when they are older and suggest how things might change, e.g. they might like to drink tea or coffee. Emphasise that although change can sometimes be difficult, it can also be exciting.</p>	<p>Rose Mitchtom and Margarett Steife</p> <p>Over 120 years ago two women came up with the idea to make a teddy bear. Collect all your teddy bears. Are they all the same? What do you think makes a good teddy bear? If you were going to invent a new teddy bear what would it look like?</p>  <p>Grown-ups: This link will give you some background information to share as they do the activity. https://www.teddybearfriends.co.uk/history-of-teddy-bears.php</p>

PE Links

- ❖ PE with Joe Wicks every morning at 9am - www.youtube.com/channel/UCAxW1XT0iEJo0TYIRfn6rYQ
- ❖ Go Noodle, lots of fun dance resources - <https://www.gonoodle.com/>
- ❖ Youth Sport Trust have a range of resources to keep you active that you can access for free:
- ❖ Activity cards - www.youthsporttrust.org/pe-home-learning
- ❖ Active breaks - www.youthsporttrust.org/active-breaks
- ❖ 60 second challenge physical activity cards - www.youthsporttrust.org/60-second-physical-activity-challenges
- ❖ Cosmic Yoga - www.cosmickids.com/category/watch/ and use your print out of yoga moves.
- ❖ Create a circuit in your garden.

Collective Worship links:

<https://www.thenational.academy/assembly>

<https://www.cofequildford.org.uk/education/christian-distinctiveness/collective-worship/covid-19-resources>

