






**Home learning during school closure or self-isolation – Y3/4**  
**Around the World**  
**Week Beginning: 22.6.20**



	<b>Monday</b>	<b>Tuesday</b>	<b>Wednesday</b>	<b>Thursday</b>	<b>Friday</b>
<b>Maths</b> (Make sure you spend some time on TTR each day)	<p><b>Pictograms</b> – On Monday’s blog, you will find the PowerPoint, Varied Fluency and Reasoning documents you need for the next two days. <b>Monday</b> work through the PowerPoint to <b>Slide 8</b> then complete Varied Fluency. <b>Tuesday</b> from <b>Slide 9</b> complete the rest of the PowerPoint then the Reasoning sheet. Write your answers on paper or your home learning book if you cannot print them. You may want to begin at the developing stage and work through to the deepening activities if you wish to challenge yourself. The answers are at the end of the sheets.</p>		<p><b>Bar Charts</b> – You will all need to follow the PowerPoint and then complete your own Year group’s learning for each day.</p> <p>On Monday’s blog, you will find the PowerPoint, Varied Fluency and Reasoning documents you need for the next two days. <b>Wednesday</b> work through the PowerPoint to <b>Slide 24</b> then complete Varied Fluency. <b>Thursday</b> from <b>Slide 25</b> complete the rest of the PowerPoint then the Reasoning sheet. Write your answers on paper or your home learning book if you cannot print them. You may want to begin at the developing stage and work through to the deepening activities if you wish to challenge yourself. The answers are at the end of the sheets.</p>		<p>Decide on some data that you would like to collect, for example: favourite books, films, food. Collect and record the data in a table. Choose a pictogram or a bar chart to represent your data, giving reasons for your choices. What questions can you ask about the data?</p>
<b>Writing</b>	<p>We will be using the Talk 4 Writing Unit ‘The Stone Trolls’ The link is here: <a href="#">Talk 4 Writing The Stone Trolls</a> After reading the text, complete the Word Definition activity on page 7.</p>	<p>Using the Talk 4 Writing Unit from yesterday, read the story again and then answers questions about the story on page 8-9.</p>	<p>Using the Talk 4 Writing Unit, complete the Odd one Out game on identifying word types on page 10 of the booklet.</p>	<p>Talk 4 Writing- Using pages 11-13, look at the four images and name all the nouns that you can see. Then complete the table on page 12 and also complete the adjectives activity on page 13.</p>	<p>Talk 4 Writing- Complete the Prepositions game on page 14 and 15.</p>
<b>Reading</b>	<p>Go onto the Oxford Owl website- <b>Class Login is WSR12 Password- bcps</b> Select the age range 7-9 Years and find the book titled Fables from Africa. Read the fable called the Upside Down Lion.</p>	<p>Thinking about the story from yesterday- The Upside down Lion- Can you design a new front cover for this fable and write the blurb.</p>	<p>Draw a comic strip of the main events in the Upside Down Lion.</p>	<p>Benjamin Zephaniah Reading Comprehension (attached to Mondays blog)- read the text and answer the comprehension questions attached. This can be completed in your orange books or on paper.</p>	<p>Choose a book of your choice today and read for pleasure. Try and choose a story that is set somewhere else in the world. Perhaps find a quiet place in your house to immerse yourself in the story.</p>
<b>Spellings/ Vocabulary/ Grammar</b> (Make sure you spend some time on Spelling Shed each day)	<p>Learn to spell the continents of the world. Practise spelling them using pencil, pen, sticks in the sand, chalk etc. Get your parent to test you on them when you are confident.</p>	<p>Practise spelling these –ly words; <b>sadly, completely, usually, finally, comically.</b> Now have a go at finding some of your own –ly words. Can you identify the spelling rule?</p>	<p>List adjectives and place names that begin with the same letter to create alliterative phrases e.g. <b>Fascinating France, Delightful Denmark, Loud London etc.</b> Can you now put them into a list poem.</p>	<p>Practise your weekly spellings from Monday’s blog and common exception words on Spelling Shed.</p>	<p>Create your own ‘Around the World’ crossword puzzle.</p> 

					Think of 10 words that you could use in your puzzle and then write clues for a family member to try and work out the words.
<p style="text-align: center;"><b>Topic Music PSHE Art</b></p>	<p><b>World Rivers-</b> Read the attached fact sheets (On Mondays blog) about the World's Greatest Rivers.</p>  <p>Then complete the matching activity that is also attached to Mondays Blog.</p> <p><b>Questions-</b> Which River did you find the most interesting? Did any of the facts surprise you? What do you now know about these Rivers that you didn't know before today's learning?</p>	<p><b>PSHE - Managing Change</b> Choose individually a change you would like to make, (e.g. making a new friend; being kinder to my little brother or sister; keeping my bedroom tidier; changing my hairstyle; eating fruit with my lunch more often; being able to ride my bike; making my handwriting neater) - plan this change using a drawing of a 'Ladder'.</p>  <p>Think about the change that you want to achieve and the different ways you could do that. Break down your plan into small steps and record each step on the ladder. Think about what some of the barriers or obstacles to the change might be and how could you overcome them. Who might help you to achieve what you have chosen?</p>	<p>Research Andy Goldsworthy a British art sculpture who uses natural objects from the environment to recreate patterns. Can you use natural materials, paints or collage to create your own picture in the style of Andy Goldsworthy.</p> 	<p><b>Getting active –</b> Have a go at some of the different cultural dances from the world in these tutorials. <a href="#">Bollywood Tutorial/Dance Along</a> <a href="#">Brazilian Samba Dancing Tutorial</a> <a href="#">African Dance Tutorial</a> <a href="#">Just Dance - Waka Waka (This Time for Africa)</a></p> <p>(You could also look at <a href="#">BBC Bitesize</a> for some further information about dances from around the world.)</p> <p>Next try some of the Go Noodle dances on YouTube to keep as active as possible! <a href="https://www.youtube.com/user/GoNoodleGames">https://www.youtube.com/user/GoNoodleGames</a></p>	<p>Engineering Around the World – World's Tallest Tower In 2020 the new world's largest tower will be the Jeddah Tower, in Saudi Arabia. It will have 200 floors and will reach 1008 meters high. Use scrap paper and junk box materials to build a tower. You might like to search for photos of the 'Jeddah Tower' to help you with your design. What is the tallest tower you can build? OR Research about famous bridges in the world and complete the STEM activity – Spaghetti Bridges. <a href="https://www.jamesdysonfoundation.co.uk/resources/challenge-cards.html">https://www.jamesdysonfoundation.co.uk/resources/challenge-cards.html</a> Watch the video and find the activity on Monday's blog.</p>

**PE links:** Make sure throughout the day you get fresh air and you are physically active every day for at least 60 minutes. You can do this by:

❖ PE with Joe Wicks every morning at 9am - [www.youtube.com/channel/UCxW1XT0iEJo0TYIRfn6rYQ](https://www.youtube.com/channel/UCxW1XT0iEJo0TYIRfn6rYQ)

- ❖ Go Noodle, lots of fun dance resources - <https://www.gonoodle.com/>
- ❖ Youth Sport Trust have a range of resources to keep you active that you can access for free:
- ❖ Activity cards - [www.youthsporttrust.org/pe-home-learning](http://www.youthsporttrust.org/pe-home-learning)
- ❖ Active breaks - [www.youthsporttrust.org/active-breaks](http://www.youthsporttrust.org/active-breaks)
- ❖ 60 second challenge physical activity cards - [www.youthsporttrust.org/60-second-physical-activity-challenges](http://www.youthsporttrust.org/60-second-physical-activity-challenges)
- ❖ Cosmic Yoga - [www.cosmickids.com/category/watch/](http://www.cosmickids.com/category/watch/) and use your print out of yoga moves.
- ❖ Create a circuit in your garden or in a large space using the ideas given to you in your printed pack before half term.

