

# Varied Fluency

## Step 1: Pictograms

### National Curriculum Objectives:

Mathematics Year 3: (3S1) [Interpret and present data using bar charts, pictograms and tables](#)

Mathematics Year 3: (3S2) [Solve one-step and two-step questions \[for example, 'How many more?' and 'How many fewer?'\] using information presented in scaled bar charts and pictograms and tables](#)

### Differentiation:

**Developing** Questions to support reading and interpreting of pictograms, using 1:1, 1:2 and 1:10 correspondence. No half pictures.

**Expected** Questions to support reading and interpreting of pictograms, using 1:1, 1:2, 1:5 and 1:10 correspondence. Each image represents the same within one graph, including half pictures.



**Greater Depth** Questions to support reading and interpreting of pictograms, using 1:1, 1:2, 1:3, 1:5 and 1:10 correspondence. Different values represented within one graph, including half pictures.

More [Year 3 and Year 4 Statistics](#) resources.

Did you like this resource? Don't forget to [review](#) it on our website.

# Pictograms

1a. Complete the missing sections using the information below.

Month	Number of Children
January	
February	
March	
April	
May	

Key:  = 1 child



- A. 4 children have their birthday in January.
- B. 2 more children have their birthday in March than February.
- C. 3 fewer children have their birthday in May than April.




3 VF

# Pictograms

1b. Complete the missing sections using the information below.

Sandwich	Number of Children
Cheese	
Ham	
Tuna	
Jam	
Chocolate	






Key:  = 2 children

- A. 12 children like tuna sandwiches.
- B. 4 more children like jam sandwiches than tuna.
- C. 8 fewer children like chocolate spread sandwiches than cheese.



3 VF

2a. Answer the questions about Year 3's favourite sport.

Sport	Number of Children
Football	
Tennis	
Rugby	
Cricket	
Netball	






Key: 1 picture = 2 children


- A. How many children like netball?
- B. How many children like cricket and rugby?
- C. How many more children like football than tennis?
- D. How many children voted for their favourite sport?



3 VF

2b. Answer the questions about favourite breakfast.

Breakfast	Number of Children
Cereal	
Toast	
Croissant	
Eggs	
Porridge	

Key:  = 10 children



- A. How many children like porridge?
- B. How many children like eggs and toast?
- C. How many fewer children like croissants than cereal?
- D. How many children voted for their favourite breakfast?



3 VF

## Pictograms

3a. Complete the missing sections using the information below.

Transport	Number of Children
Walk	
Bike	
Car	
Bus	
Taxi	

Key: 1 picture = 5 children



- 5 fewer children walk to school than come by car.
- Half as many children cycle to school than come by bus.
- Four times as many children come by taxi as cycle to school.




3 VF

## Pictograms

3b. Complete the missing sections using the information below.

Club	Number of Children
Karate	
Art	
Singing	
Puzzles	
Sewing	






Key:  = 10 children

- 5 more children go to art club than singing club.
- Twice as many children go to puzzles club than art club.
- Half as many children go to sewing club as puzzles club.



3 VF

4a. Answer the questions about the number of pieces of fruit sold.

Fruit	Number of Pieces of Fruit
Cherries	
Apple	
Orange	
Pear	
Watermelon	






Key: 1 picture = 2 pieces of fruit


- How many apples were sold?
- How many more oranges were sold than cherries?
- How many pieces of fruit were sold in total?
- How many fewer pears were sold than watermelons?



3 VF

4b. Answer the questions about the number of cupcakes sold in a cafe.

Cupcake	Number of Cupcakes Sold
Carrot	
Lemon	
Chocolate	
Vanilla	
Red Velvet	

Key:  = 5 cupcakes

- How many chocolate cupcakes were sold?
- How many fewer carrot cupcakes were sold than red velvet cupcakes?
- How many cupcakes were sold in total?
- How many more lemon cupcakes were sold than vanilla cupcakes?



3 VF

## Pictograms

5a. Complete the missing sections using the information below.

Transport	Number of Children
Bike	
Scooter	
Skateboard	
Rollerskates	
Hoverboard	

Key: = 2 children

- 5 fewer children have a scooter than have a bike.
- Half as many children have a skateboard as have a bike.
- A quarter as many children have rollerskates as have a bike.



3 VF

## Pictograms

5b. Complete the missing sections using the information below.

Shoe	Number of Children
School Shoe	
Trainers	
Sandals	
Boots	
Flip Flops	

Key: = 10 children

- 10 fewer children wear flip flops than wear boots.
- Twice as many children wear sandals as wear flip flops.
- Three and a half times as many children wear trainers as wear sandals.



3 VF

6a. Answer the questions about the number of meals sold in a restaurant.

Meal	Meals Sold
Pizza	
Pasta	
Chicken	
Burger	
Salad	

Key:

- = 1 meal
- = 2 meals
- = 3 meals
- = 5 meals
- = 10 meals

- How many burgers were sold?
- How many more burger meals were sold than pasta meals?
- How many meals were sold in total?
- How many fewer pizzas were sold than salads?



3 VF

6b. Answer the questions about the number of snacks sold in school.

Snack	Number of Snacks Sold
Raisins	
Breadstick	
Apple	
Carrot	
Cheese	

Key:

- = 1 snack
- = 2 snacks
- = 3 snacks
- = 5 snacks
- = 10 snacks

- How many cheese snacks were sold?
- How many fewer breadsticks were sold than cheese snacks?
- How many snacks were sold in total?
- How many more breadsticks were sold than raisins?



3 VF

## Varied Fluency Pictograms

### Developing

1a. A. 4 pictures for January; B. 5 pictures for March; C. 3 pictures for May

2a. A. 8; B. 10; C. 10; D. 32

### Expected

3a. A. 6 pictures for walking; B. 2 pictures for a bus; C. 4 pictures for a taxi

4a. A. 11; B. 6; C. 48; D. 7

### Greater Depth

5a. A. 7.5 pictures for scooter; B. 5 pictures for skateboard; C. 2.5 pictures for roller skates

6a. A. 15; B. 4; C. 99; D. 41

## Varied Fluency Pictograms

### Developing

1b. A. 6 pictures for tuna; B. 8 pictures for jam; C. 5 pictures for chocolate

2b. A. 20; B. 90; C. 50; D. 180

### Expected

3b. A. 3.5 pictures for art club; B. 7 pictures for puzzles club; C. 3.5 pictures for sewing club

4b. A. 30; B. 10; C. 130; D. 20

### Greater Depth

5b. A. 0.5 pictures for flip flops; B. 1 picture for sandals; C. 3.5 pictures for trainers

6b. A. 35; B. 22; C. 94; D. 6