








Home learning during school closure or self-isolation – Y3/4
Around the World
Week Beginning: 22.6.20



	Monday	Tuesday	Wednesday	Thursday	Friday
Maths (Make sure you spend some time on TTR each day)	<p>Year 3 - BBC Bitesize - Handling Data in Football (Choose your level of challenge)</p> <p>Year 4 - BBC Bitesize Challenges</p>	<p>Year 3 – Bar Charts</p> <p>Year 4 – Move on a grid</p> <p>Work through the interactive resource (Y4) on the link below or PPT (Y3) before completing the following activities: Tuesday - Varied Fluency, Wednesday - Reasoning and Problem Solving. You will need to choose whether you complete the Developing OR Expected OR Greater Depth questions. These can be downloaded from Monday’s blog. The answers are at the end of the sheets.</p> <p>Year 3 - PPT on Monday’s blog</p> <p>Year 4 - Move on a grid</p> <p>Year 4 Extension Challenge – have a look at the Homework Extension for a further challenge.</p>		<p>Year 3 – Bar Charts</p> <p>Play this bar chart game before completing the Homework Extension and Discussion sheets on Monday’s blog. You will need to choose whether you complete the Developing OR Expected OR Greater Depth questions. The answers are at the end of the sheets.</p> <p>Year 4 – Describe movement</p> <p>Work through the interactive resource on the link below before completing the following activities: Thursday - Varied Fluency, Friday - Reasoning and Problem Solving. You will need to choose whether you complete the Developing OR Expected OR Greater Depth questions. These can be downloaded from Monday’s blog. The answers are at the end of the sheets.</p> <p>Extension Challenge – have a look at the Homework Extension for a further challenge.</p>	<p>Year 3 – Bar Charts</p> <p>Decide on some data that you would like to collect, for example: favourite books, films, food. Collect and record the data in a table before presenting your findings in a bar chart. What questions can you ask about the data?</p>
Writing/ Vocabulary and Grammar	<p>We will be using the Talk 4 Writing Unit ‘The Stone Trolls’ The link is here: Talk 4 Writing The Stone Trolls After reading the text, complete the Word Definition activity on page 7.</p>	<p>Using the Talk 4 Writing Unit from yesterday, read the story again and then answers questions about the story on page 8-9.</p>	<p>Using the Talk 4 Writing Unit, complete the Odd one Out game on identifying word types on page 10 of the booklet.</p>	<p>Talk 4 Writing- Using pages 11-13, look at the four images and name all the nouns that you can see. Then complete the table on page 12 and also complete the adjectives activity on page 13.</p>	<p>Talk 4 Writing- Complete the Prepositions game on page 14 and 15.</p>
Reading	<p>Go onto the Oxford Owl website- Class Login is WH34 Password- bcps Select the age range 7-9 Years and find the book titled Fables from Africa. Read along with the fable called the Upside Down Lion.</p>	<p>Reread the story from yesterday. Can you design a new front cover for this fable and write the blurb?</p>	<p>Draw a comic strip of the events in the Upside Down fable. Fold a piece of A4 paper into 4 or 8 sections (in half, half again and then half again for 8) to get the same sized sections for your comic strip.</p>	<p>Reread the story and collect some exciting vocabulary. Can you use 5 of these words in super sentences of your own?</p>	<p>Choose a book of your choice today and read for pleasure. Try and choose a story that is set somewhere else in the world. Perhaps find a quiet place in your house to immerse yourself in the story.</p>
Spellings (Make sure you spend some time on	<p>Practise spelling your weekly words that are on Monday’s daily blog.</p>	<p>Practise spelling these –ly words; sadly, completely, usually, finally, comically. Now have a go</p>	<p>List adjectives and place names that begin with the same letter to create alliterative phrases e.g.</p>	<p>Practise spelling your weekly words that are on Monday’s daily blog.</p>	<p>Learn to spell the continents of the world. Practise spelling them using pencil, pen, sticks in the sand, chalk etc.</p>

Spelling Shed each day)		at finding some of your own –ly words. Can you identify the spelling rule?	Fascinating France, Delightful Denmark, Loud London etc. Can you now put them into a list poem?		Get your parent to test you on them when you are confident.
Topic Music PSHE Art	<p>Geography - Talk with family and friends about destinations and countries around the world they have links to. Find out the places family members and friends have visited on holiday, have work/business links to or simply countries they would like to visit in the future. Then think about where you would like to visit. Research your chosen destination and create a leaflet or trip itinerary for your adventure – you could find information about famous landmarks, cultural events, experiences, types of accommodation and food.</p>  <p>Speaking the language - Have a go at learning some simple phrases in different languages from around the world and write the phrases using the colours of the flag for that country. You could visit the Mrs Mandarin website here.</p>	<p>PSHE - Managing Change Choose individually a change you would like to make,(e.g. making a new friend; being kinder to my little brother or sister; keeping my bedroom tidier; changing my hairstyle; eating fruit with my lunch more often; being able to ride my bike; making my handwriting neater) - plan this change using a drawing of a 'Ladder'.</p>  <p>Think about the change that you want to achieve and the different ways you could do that. Break down your plan into small steps and record each step on the ladder. Think about what some of the barriers or obstacles to the change might be and how could you overcome them. Who might help you to achieve what you have chosen?</p>	<p>Art - Research Andy Goldsworthy a British art sculpture who uses natural objects from the environment to recreate patterns. Can you use natural materials, paints or collage to create your own picture in the style of Andy Goldsworthy?</p>  	<p>Getting active – Have a go at some of the different cultural dances from the world in these tutorials. Bollywood Tutorial/Dance Along Brazilian Samba Dancing Tutorial African Dance Tutorial Just Dance - Waka Waka (This Time for Africa)</p> <p>(You could also look at BBC Bitesize for some further information about dances from around the world.)</p> <p>Next try some of the Go Noodle dances on YouTube to keep as active as possible! https://www.youtube.com/user/GoNoodleGames</p>	<p>Engineering Around the World – World's Tallest Tower In 2020 the new world's largest tower will be the Jeddah Tower, in Saudi Arabia. It will have 200 floors and will reach 1008 meters high. Use scrap paper and junk box materials to build a tower. You might like to search for photos of the 'Jeddah Tower' to help you with your design. What is the tallest tower you can build? OR Research about famous bridges in the world and complete the STEM activity – Spaghetti Bridges. https://www.jamesdysonfoundation.co.uk/resources/challenge-cards.html Watch the video and find the activity on Monday's blog.</p>

PE links: Make sure throughout the day you get fresh air and you are physically active every day for at least 60 minutes. You can do this by:

- ❖ PE with Joe Wicks every morning at 9am - www.youtube.com/channel/UCAxW1XT0iEJo0TYIRfn6rYQ
- ❖ Go Noodle, lots of fun dance resources - <https://www.gonoodle.com/>
- ❖ Youth Sport Trust have a range of resources to keep you active that you can access for free:

- ❖ Activity cards - www.youthsporttrust.org/pe-home-learning
- ❖ Active breaks - www.youthsporttrust.org/active-breaks
- ❖ 60 second challenge physical activity cards - www.youthsporttrust.org/60-second-physical-activity-challenges
- ❖ Cosmic Yoga - www.cosmickids.com/category/watch/ and use your print out of yoga moves.
- ❖ Create a circuit in your garden or in a large space using the ideas given to you in your printed pack before half term.

