



TalkforWriting™

**PLEASE
DONATE
TODAY!**



**GREAT
ORMOND
STREET
HOSPITAL
CHARITY**

A message from Talk for Writing

Dear Teacher/Parent/Carer,

Please donate to Great Ormond Street Hospital Children's Charity if you use these resources.

Welcome to the second batch of 8 home-schooling unit booklets produced by Talk for Writing. We are pleased you seemed to love the first batch. Now we want to raise money for this vital charity.

We think the best way to do this is for people to contribute on a voluntary basis:

- **£5 per year group unit**

Schools using or sending the link to a unit to their pupils

- **£2 per unit**

Parents using a unit with their child, if they can afford to do so

These are recommendations only. If you are able to donate more, please do!

DONATE HERE

www.justgiving.com/fundraising/talkforwriting

What is Talk for Writing?

- Thousands of schools in the UK, and beyond, follow the Talk for Writing approach to teaching and learning. If you're new to Talk for Writing, find out about it [here](#).
- If you sign up to our newsletter [here](#), you'll be the first to be informed of any new units, resources or training we are running.
- If you are a teacher, *Creating Storytellers and Writers* and *Talk for Writing Across the Curriculum* are the key texts you'll need to understand Talk for Writing. [Get them here](#).

We hope you find the units of use. Please do let us know your feedback via our Facebook page: www.facebook.com/pg/Talk4Writing/reviews/

With best wishes,

Pie Corbett,

Founder of Talk for Writing




TalkforWriting™

Year 3

Talk for Writing Home-school booklet

The Stone Trolls

by Dean Thompson



© Copyright of Dean Thompson and Talk for Writing 2020.
Permissions: Sharing the web link / URL to where this booklet sits on the Talk for Writing website with colleagues and parents is encouraged, but no part of this publication should be re-uploaded elsewhere online, reproduced or altered without permission.
www.talk4writing.com





The Stone Trolls

Year 3 Workbook
By Dean Thompson



Inside you'll find lots of things to work through that will help you with your writing skills and build on the work you do at school.


I'm your virtual teacher, so let's explore together and get your journey started!



Introduction : Background information to the story



There are many tales about the legendary troll that have been told and retold for centuries. Trolls are often thought to be very large, ugly creatures, like giants or ogres, that live in the mountains and are dangerous to human beings. But are all trolls like this? On a trip to a country called Iceland, I found some great stories about Icelandic trolls. I discovered that there are some terrible trolls but there are also some that are peaceful, friendly and helpful.



Where is Iceland?

Iceland is an island in the very north of the Atlantic Ocean just below the Arctic Circle, between Canada and Norway. It has many large mountains, live volcanoes, amazing waterfalls and beaches made of black sand from volcanic lava. It also has lots and lots of glaciers and ice, plus masses of moss but very few trees!



In Iceland, stories about trolls have been told to explain some of the many interesting rock shapes that can be found all over the island.



The story in this pack has been inspired by a traditional Icelandic folktale. The names have been simplified to make it easier for you to read because the Icelandic alphabet is a bit different from ours. The story explains how some amazing rocks called 'sea stacks' were created. This story has been told many, many times over the years. Before we read the story, let's make sure we know some of the technical words.

Glossary

volcano: a mountain, usually shaped like a cone, with a large hole in the middle (called a crater), where hot, molten rock (called magma) and hot gas from the centre of the Earth erupts. Volcanoes can cause terrible destruction.




Further Background Information on Volcanoes from BBC Bitesize. Type in the link below to learn more:

www.bbc.co.uk/bitesize/topics/z849q6f/articles/zd9cxyc

cave: a hole in rocks or mountains big enough for a person (or a troll!) to go into.

three-masted ship: large sailing ship powered by the wind with three masts for the many sails.



Let's now read our story...

You can listen to an audio version of the story here

<https://soundcloud.com/talkforwriting/stone-trolls/s-bGWn1yz5NrI>

The Stone Trolls

On the southern coast of Iceland, near the small village of Vik, there once lived a band of trolls. They were huge, ugly creatures who were feared by humans and hid away underground in the dark caves of the nearby ice-covered volcano. All trolls knew that if they ever got caught outside in the daylight, they would immediately be turned to stone. So, each night, under the **cover of darkness**, they would **venture** outside to hunt and fish.

One stormy night, two **mischievous** trolls called Skess and Landra perched together on the craggy cliff, watching. Below, the sea bubbled and foamed. Above, the full moon glared down, casting a long shadow across the **ebony** beach. In the distance, they could hear the low rumble of other trolls, feasting on their **hoard** of freshly caught fish.

Suddenly, Skess jumped up, pointed at the horizon and roared. "Landra, look, a three-masted ship. I think it's in trouble!" Landra followed his gaze and stared at the magnificent ship, **pitching** and rolling on the bubbling sea. "Let's **wade** out and pull it into shore," Skess said, setting off down the beach. Landra frowned as it was already very late and the sun rose earlier and earlier in late spring, but then he jumped down from the cliff and followed close behind.

Slowly, they waded out into the sea until, at long last, they reached the **stricken** ship. Together they started to haul it towards the distant shore, which was now just a strip of silver moonlight.

For the rest of the night they heaved, and they heaved, and they heaved, but the ship was **hefty** and the sea was rough. Time passed. The two trolls didn't notice the moon slipping slowly away. Finally, they reached the blackened beach where the sailors quickly **clambered** to safety.

At that moment, the first glimmer of sunlight appeared. Shocked, Skess and Landra **shielded** their eyes and then stared at each other in horror. Their mouths widened. Their legs stiffened. Their arms ground to a halt. Their eyes closed. Both trolls and the remains of the ship instantly turned to stone ... forever.

To this day, what remains of the stone trolls and the ship can still be seen just off the coast of Iceland near the small village of Vik.

© Dean Thompson 2020



Photo by [Rostyslav Savchyn](#) on [Unsplash](#)



The rocks in the distance are actually **basalt sea stacks**.

Glossary

basalt: volcanic rock. Here it is very dark in colour.

sea stacks: pillars of rock, formed by the wind and the waves. These were once thought to have been arches of rock attached to the nearby cliffs.

These rocks or sea stacks have real Icelandic names:

Skess in the story is actually called **Skessudrangur** in Icelandic.

Landra in the story is actually called **Landdrangur** in Icelandic.

What do the words mean?



★ Re-read *The Stone Trolls* story. All of the words below are in bold in the story. See if you can work out what they mean and jot down your ideas here.

★ If you are stuck, there is a list of similar words below to help you. If you are still stuck, you could ask someone else in your home or use a dictionary or the internet.

Target Word	Definition that fits with the information text
cover of darkness	
venture	
mischievous	
ebony beach	
hoard	
pitching	
wade	
stricken	
hefty	
clambered	
shielded	

Similar Words Help Box

protected
naughty

heavy
plunging

paddle
climbed

catch or supply
wrecked

black risk or dare
at night-time



What did you think about the story?

Tip: Try and use the word because to develop your ideas.

1. What did you like about the story?

I liked the part where ...

because ...

2. What surprised you?

I was surprised when ...

because ...

3. What did the story remind you of?

The story reminded me of ...

because ...

What do think might be the main message of this story?

Underline the answer that you think is the best fit.

Don't sit on the edge of a cliff?

Don't ignore warnings?

Don't go swimming at night-time? Don't stay up all night?



Reading Quiz

★ Let's go back and re-read the story then try and answer these questions.

1. Why do you think these trolls hide in their caves during daylight?
Underline the answer that is the best fit.

Trolls like the dark.

Trolls would be turned to stone.

Trolls would go blind.

Trolls would go swimming.

2. Underline the words that suggest Landra did not really want to go and rescue the ship at first?

Suddenly, Skess jumped up, pointed at the horizon and roared. "Landra, look, a three-masted ship. I think it's in trouble!" Landra followed his gaze and stared at the magnificent ship, pitching and rolling on the bubbling sea. "Let's wade out and pull it into shore," Skess said, setting off down the beach. Landra frowned as it was already very late and the sun rose earlier and earlier in late spring, but then he jumped down from the cliff and followed close behind.

3. *Below, the sea bubbled and foamed.*

What do the words *bubbled* and *foamed* suggest about the sea?
Circle the answer that is the best fit.

The sea was like a fizzy drink.

The sea was boiling.

The sea was very stormy.

The sea was calm and relaxing.

Reading challenge task:

4. Underline the words in this paragraph that tell you that there might be danger ahead? One has been done for you.

One stormy night, two mischievous trolls called Skess and Landra perched together on the craggy cliff, watching. Below, the sea bubbled and foamed. Above, the full moon glared down, casting a long shadow across the ebony beach. In the distance, they could hear the low rumble of the other trolls, feasting on their hoard of freshly caught fish.



Grammar Games

- ★ Let's investigate some of the words and phrases that help you to write interesting stories.

The Odd-One-Out Game

Words in sentences do different jobs.

Read the paragraph below again. Some words have been underlined. They all do the same job except for one word that is the 'odd one out'.

One stormy night, two mischievous trolls called Skess and Landra perched together on the craggy cliff, watching. Below, the sea bubbled and foamed. Above, the full moon glared down, casting a long shadow across the ebony beach.

- Which one word do you think is the odd one out? Why?

- What do think is the job of the other underlined words in these sentences?



Now check the end of this booklet to see if you worked out the Odd One Out and the job of the underlined words.



The Adjective Game

Adjectives are used to describe **nouns**.

Let's make a list of all the things (**nouns**) you can see in these pictures of Iceland. For example, I can see **rocks** and **clouds** ... what else can you see? Add your ideas to the table on the next page.



Now try and think of some interesting **adjectives** to describe the things in the pictures of Iceland.

Remember you can always magpie some of the words in the story to get started!

Writing Tip – try and think about:



- **What is the colour?**
- **What is the size?**
- **What is the mood** (for example, a calm sea or lonely clouds or a terrifying crater)



Now think about using some of the other *senses*:

- What might it feel like?
- What might it smell like?
- What might it sound like?

For example:

Nouns	Adjectives
1. rocks	grey tall craggy sharp rounded lifeless slimy
2. clouds	white grey wispy thin silver soft
3.	
4.	
5.	
6.	
7.	
8.	
9.	
10.	
11.	
12.	
13.	
15.	

Challenge 1: Now use the **adjectives** you have thought of and have a look in a thesaurus or just type *alternative word for xxxxx* (insert your word here) online to find some other words that are similar. These are called synonyms.

For example: *Rocks could be described as tall.*

When I looked in my thesaurus (a book that gives you alternative words), I found some more alternative words (synonyms) that I could use to describe the rocks.

The rocks could also be described as:

towering soaring giant colossal

Remember to make sure the new words make sense. The trouble is the thesaurus also said another word for **tall** is **lanky**. **Lanky** cannot be used to describe the rocks because **lanky** is only used to describe someone or some creature that is very thin and has long legs!



Now use some of your best adjectives to fill in the gaps to describe the setting. Read your sentence out loud. Does it work? Does it sound right?

The _____ rocks stood and stared down on
the _____ canyon.

The _____ rocks steamed above the
_____ valley.

Challenge 2: Now try using 2 adjectives with a **comma** to describe the nouns – make sure both adjectives work, and they are not just saying the same thing!

The _____ , _____ iceberg shimmered
in the _____ lake.

I stared towards the _____ , _____
crater across rocks carpeted in _____ moss .

Challenge 3: Now try writing your own sentences to describe the setting using your best adjectives. Remember to read your sentence out loud first. Also use a capital letter, a full stop and, if you use 2 adjectives, remember the comma!



The Preposition Game

Prepositions are words that tell the reader where things are.

They are really useful to help you describe a good setting in your story.

For example, in the story:

Below, the sea bubbled and foamed. **Above**, the full moon glared down.

Imagine you are Skess and Landra, sitting, looking and listening.

- What can you see **above** or **below** you?
- What might you hear **above** or **below** you?

Remember you can use the pictures in this workbook to help you.

Now let's try writing some new sentences using your ideas.

Start each of your sentences with the preposition **Below** or **Above**. Remember to use a comma when you start your sentence with a preposition (or a prepositional phrase like, **Above** the beach,). Also finish your sentence with a full stop.

Writing Tip

Try and describe the things you see or hear using some adjectives. For example:

Below, the rolling waves crashed over the rocky beach.

Below, _____ .

Above, _____ .

Below the cliffs, _____





Innovating Ideas

What happens in Stone Trolls	The Underlying Plot Pattern
<ul style="list-style-type: none">• Trolls hiding from people in caves• Shouldn't go out in day light because they will be turned to stone	<ul style="list-style-type: none">• Group of characters warned not to do something
<ul style="list-style-type: none">• One stormy night, Skess & Landra go to cliffs by beach	<ul style="list-style-type: none">• 2 main characters (MCs) introduced and the setting is described
<ul style="list-style-type: none">• Skess sees ship in trouble at sea• They decide to go and rescue ship	<ul style="list-style-type: none">• MCs see someone or something in danger in the setting
<ul style="list-style-type: none">• Skess & Landra save crew of ship	<ul style="list-style-type: none">• MCs save them
<ul style="list-style-type: none">• Suddenly, morning arrives – trolls turned to stone• This explains stone pillars on beach	<ul style="list-style-type: none">• Terrible things happen to MCs because ignored warning• This explains feature in landscape

Now, let's think about writing a new version of the story.

The 'Stone Trolls' could be described as a 'Warning Story'.

The trolls are hiding from people and are warned not to go outside in the day light as they will be turned into stone. They ignore this warning!

In the 'Stone Trolls', the story explains where the rocks on the beach came from.



There are other interesting things on the land that you could pretend were once trolls that tried to help people but were caught out when the sun came up!

Here are some new story ideas:

Idea 1

The volcano

This could have once been a troll who was furious when the sun came up!

Troll was trying to save some walkers lost in the mountains.



Idea 2

The cave

This could have once been a shocked troll caught with their mouth open when the sun rose!

Troll was trying to save some people walking near the edge of a cliff.



Idea 3

The waterfall

This could be the tears of a very sad troll caught as the sun came up!

Troll was trying to save people swimming in the river.

Idea 4

The tallest rock on the cliffs

This could once have been a very helpful king of the trolls who was rooted to the ground when the sun rose!

King Troll was acting as a lookout.

Here is the underlying plot pattern again with my new story idea

Stone Trolls plot	The Plot Pattern	<i>My new story plan</i>
<ul style="list-style-type: none"> • Trolls hiding from people in caves • shouldn't go out in day light because they will be turned to stone 	<ul style="list-style-type: none"> • Group of characters warned not to do something 	<ul style="list-style-type: none"> • <i>Trolls hiding deep in forest away from people</i> • <i>Warned not be out in rain because will turn into tall trees</i>
<ul style="list-style-type: none"> • One stormy night, Skess & Landra go to cliffs by beach 	<ul style="list-style-type: none"> • 2 main characters (MCs) introduced and the setting is described 	<ul style="list-style-type: none"> • <i>One summer day, trolls, Fir & Oak, out walking in forest, looking for food</i>
<ul style="list-style-type: none"> • Skess sees ship in trouble at sea • They decide to go and rescue ship 	<ul style="list-style-type: none"> • MCs see someone or something in danger in the setting 	<ul style="list-style-type: none"> • <i>Fir sees children climbing trees - one is stuck</i> • <i>Oak Fir decide to climb tree to save them</i>
<ul style="list-style-type: none"> • Skess & Landra save crew of ship 	<ul style="list-style-type: none"> • MCs save them 	<ul style="list-style-type: none"> • <i>Fir & Oak save children</i>
<ul style="list-style-type: none"> • Suddenly, morning arrives – trolls turned to stone • This explains stone pillars on beach 	<ul style="list-style-type: none"> • Terrible things happen to MCs because ignored warning • This explains feature in landscape 	<ul style="list-style-type: none"> • <i>Suddenly, there is crack of thunder and it starts to rain. Fir & Oak turned into tall trees</i>

Idea 5

You could use where you live. Are there any interesting buildings, hills, rivers etc that you could imagine were once trolls? Is there anyone you want to turn into a stone troll!



Now Plan your Story!

★ Use the planner below to jot down some ideas for your own version of the story.

★ You could use my story idea above or the other ideas.

Stone Trolls	The Plot Pattern	Your new story plan
<ul style="list-style-type: none"> Trolls hiding from people in caves shouldn't go out in day light because they will be turned to stone 	<ul style="list-style-type: none"> Group of characters warned not to do something <i>See new story ideas!</i> 	<ul style="list-style-type: none"> <i>Trolls hiding from people.</i> <i>They shouldn't because they will be turned into</i>
<ul style="list-style-type: none"> One stormy night, Skess & Landra go to cliffs by beach 	<ul style="list-style-type: none"> 2 main characters (MCs) introduced and the setting is described <i>Think of some good troll names.</i> 	
<ul style="list-style-type: none"> Skess sees ship in trouble at sea They decide to go and rescue ship 	<ul style="list-style-type: none"> MCs see someone or something in danger in the setting <i>What might be a dangerous thing to do in your new setting?</i> 	
<ul style="list-style-type: none"> Skess & Landra save crew of ship 	<ul style="list-style-type: none"> MCs save them 	
<ul style="list-style-type: none"> Suddenly, morning arrives – trolls turned to stone This explains stone pillars on beach 	<ul style="list-style-type: none"> Terrible things happen to MCs because ignored warning This explains feature in landscape 	

Now Write your Story!



- ★ Use the model text and your plan to draft and edit your new troll story.
- ★ If you want to, you can use the first paragraph of the story below to set the scene. Just fill in the gap with your new idea for something in the landscape.

There once lived a band of trolls. They were huge, ugly creatures who were feared by humans and hid away underground in the dark caves of the nearby ice-covered volcano. All trolls knew that if they ever got caught outside in the daylight, they would immediately be turned into _____ . So, each night, under the cover of darkness, they would venture outside to hunt and fish.

Challenges:

Remember to:


- Pick out some key things in your setting you want to describe – use the pictures in this work unit to help you;
- Give the reader a picture in their head by using some good adjectives to describe the different things in your setting;
- Start some sentences using prepositions to let the reader know where things are – see poster below.

Poster Prepositions
<p>Above, Below, Behind, In front, In the distance,</p> <p>Remember to use a comma when you use these prepositions or prepositional phrases to start a sentence.</p>

Now Edit and Publish your Story!



- ★ Read your work through and check that it flows and makes sense
- ★ Remember to check the spelling and punctuation and illustrate your text with pictures or drawings.



Well done! Now that you have a new story, why not publish it? Below are some simple instructions for making a mini book from a piece of A4 paper.

If you have access to the Internet, type this into Google:




<https://cutt.ly/QtvAkWq>

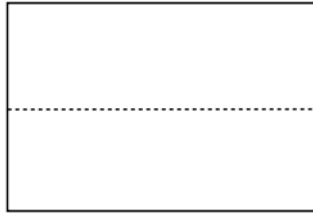
Here, you can watch a mini-book being made and follow the instructions.

Or try this:

How to Make a Six-Page Book With One Sheet of Paper!



1. One sheet of white paper.
12" X 18" is a good size to use.



2. Fold in half lengthwise. Also known as a "Hotdog Fold".



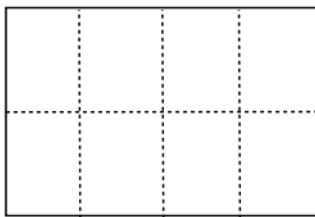
3. Fold in half again.



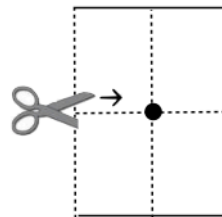
4. Fold in half again.



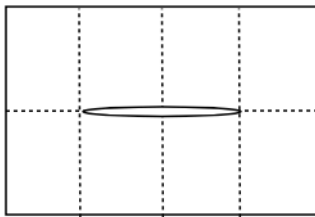
5. Now you have a very small folded sheet of paper. But it isn't a book yet.



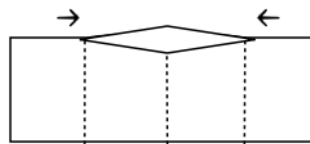
6. Unfold everything. Now it is a big sheet of paper with lots of fold lines.



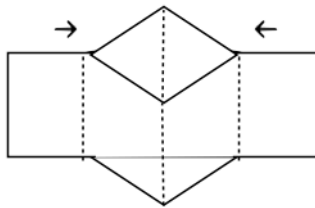
7. Fold in half in the middle- this time a "Hamburger Fold". Make a mark with your pencil in the center of the folded sheet. Take your scissors and cut from the *folded edge* to the center dot. Stop cutting at the dot!



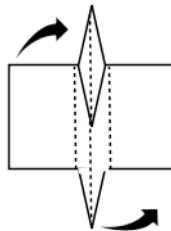
8. Unfold your sheet of paper. It should look like this with an open slit in the middle. Fold it in half length-wise again. (Hotdog Fold.)



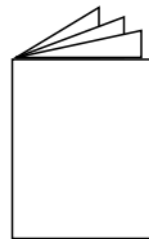
9. Push folded edges towards center allowing the slit to open up into a diamond shape.



10. Keep pushing edges together until diamond becomes a slit again, perpendicular to folded edges.



11. Fold one edge toward slit and the opposite slit toward folded edge.



12. Be sure to go over the creases to make them sharp. Now you have a small six-page book!

The Answers: Reading Quiz

1. Why do trolls hide in their caves during daylight?

Underline the answer that is the best fit.

Trolls would be seen by humans.

Trolls would be turned to stone.

Trolls would go blind.

Trolls would go swimming.

2. Underline the words that suggest Landra did not really want to go and rescue the ship at first?

Suddenly, Skess jumped up, pointed at the horizon and roared. "Landra, look, a three-masted ship. I think it's in trouble!" Landra followed his gaze and stared at the magnificent ship, pitching and rolling on the bubbling sea. "Let's wade out and pull it into shore," Skess said, setting off down the beach. Landra frowned as it was already very late and the sun rose earlier and earlier in late spring, but then he jumped down from the cliff and followed close behind.



"Landra frowned. This suggests he was not happy about going into the sea and it was late and Landra knew it would be morning soon so they might be turned to stone."

3. *Below, the sea **bubbled** and **foamed**.*

What do the words *bubbled* and *foamed* suggest about the sea? underline the answer that is the best fit.

The sea was like a fizzy drink.

The sea was boiling.

The sea was very stormy.

The sea was calm and relaxing.

Reading challenge Task:

4. Underline the words in this paragraph that tell you that there might be danger ahead? One has been done for you.

One stormy night, two mischievous trolls called Skess and Landra perched together on the craggy cliff, watching. Below, the sea bubbled and foamed. Above, the full moon glared down, casting a long shadow across the ebony beach. In the distance, they could hear the low rumble of the other trolls, feasting on their hoard of freshly caught fish.

The Answers: Odd One Out Game

One stormy night, two mischievous trolls called Skess and Landra perched together on the craggy cliff, watching. Below, the sea bubbled and foamed. Above, the full moon glared down, casting a long shadow across the ebony beach.



The word that is the 'Odd One Out' is **perched**.

This a 'doing word' or **verb**. The job of this type of word is to let the reader know what someone or something is 'doing'. In the story the two trolls were **perched**. They are on a cliff and this is also what birds do on cliffs or tree branches.

The job of all the other underlined words is to describe something. These are called **adjectives**.

The **adjectives** used here are just before the thing or **noun** they are describing. For example:

The word **stormy** describes the night: **stormy** night

The word **mischievous** describes the trolls: **mischievous** trolls


We've reached the end of our journey. I hope you've had fun!

I really enjoyed ...



I would rate my journey through this booklet (tick hot cold):

or



This workbook has helped me learn ...

© Dean Thompson for Talk for Writing

Dean Thompson, former teacher and Programme Director for Primary School Improvement with the National Strategies, now works with Talk for Writing to help schools develop the approach.

**Edited and designed by Julia Strong
Prepared for online distribution by Nick Batty**

To find out more about Talk for Writing, visit www.talk4writing.com.

Thanks to Jon Ralphs for the cartoons: jonralphs.com

Photos by Julia Strong and Rostyslav Savchyn, Jonathan Gallegos, Max Saeling & Matty Adame, Jason Krieger on Unsplash

Sharing this resource and copyright information

This resource is subject to copyright. All materials herein, texts and supporting resources are copyright to Dean Thompson & Talk for Writing. They are to be used to support children/staff/parents in home and school learning only and are not for commercial gain. Sharing the web link/URL to where this booklet sits on the Talk for Writing website with colleagues and parents is encouraged, but no part of this publication should be re-uploaded elsewhere online, reproduced or altered without permission.

