

Varied Fluency

Step 4: Tables

National Curriculum Objectives:

Mathematics Year 3: (3S1) [Interpret and present data using bar charts, pictograms and tables](#)

Mathematics Year 3: (3S2) [Solve one-step and two-step questions \[for example, 'How many more?' and 'How many fewer?'\] using information presented in scaled bar charts and pictograms and tables](#)

Differentiation:

Developing Questions to support interpreting tables with up to two headings; one step problems.

Expected Questions to support interpreting tables with multiple headings; one and two step problems.

Greater Depth Questions to support interpreting tables with multiple headings and larger data sets; multi-step problems and making inferences when possible.

More [Year 3 and Year 4 Statistics](#) resources.

Did you like this resource? Don't forget to [review](#) it on our website.

Tables

1a. Use the table to answer the questions about favourite pizza toppings.

a. Which pizza can Mum and Dad share?

b. Which pizza does Dad dislike?

c. Which pizza does Mum dislike?

d. They each like the same amount of pizza flavours. True or false?

	Mum	Dad
Ham and Pineapple	●	
Meat Feast	●	●
Chicken		●



3 VF

2a. The table below shows the number of cars using a car park.

Mon	Tues	Wed	Thu	Fri
15	11	9	12	6

a. Which day were most cars in the car park?

b. Which days were there less than ten cars parked?

c. Which day were there the least free spaces in the car park?

d. How many cars in total used the car park on Tuesday and Friday?



3 VF

3a. The table shows the results of a pet survey.

	dog	cat	rabbit	hamster	fish
Class 3	16	13	7	5	6
Class 4	11	9	4	2	8

a. Which was the least popular pet in Class 4?

b. Which is most popular in Class 4 – cat or fish?

c. How many children have dogs in Class 3 and 4?



3 VF

Tables

1b. Use the table to answer the questions about favourite snacks.

a. Who prefers bananas the most?

b. Girls bring the most strawberries – true or false?

c. Which snack is most popular with boys and girls?

d. Which is the least popular snack for boys?

	Boys	Girls
Bananas	6	9
Apples	2	7
Strawberries	4	3



3 VF

2b. The table below shows favourite activities.

cinema	ice skating	swimming	theme park
15	9	12	8

a. Which activity is the most popular?

b. How many went swimming?

c. Which was most popular - ice skating or the theme park?

d. Which activity is the least popular?



3 VF

3b. The table shows the combinations of colours and objects.

	green	blue	red
pencil	✓		✓
ruler		✓	✓

a. What colour pencil can you not buy?

b. What colour ruler can you buy?

c. In which colour can you buy both products?



3 VF

Tables

4a. Use the table to answer the questions about film viewings.

a. Which two films are watched the same number of times?

b. Which film is the least popular?

c. Which other day except Wednesday was the most popular for watching films?

d. On which day were Planet Fights, Mary Podkins and Larry Potter watched? Which other film was watched on the same day?

	Mon	Tues	Wed	Thur	Fri
Mary Podkins	●		●		
Larry Potter	●	●	●		●
Tiger Queen				●	
Planet Fights			●	●	●
How Despicable!	●	●	●		



3 VF

5a. The table below shows visitors to shops over a weekend.

	Gift Shop	Pet Shop	Supermarket
Saturday	7	9	12
Sunday	15	7	14

a. Which shop had the most visitors on Saturday?

b. Which shop had the quietest day on Sunday?






c. Which shop had the least customers across both days?

d. How many customers did all three shops have on Sunday?



3 VF

6a. The table shows the results of a traffic survey.

					
Main road	17	4	6	3	2
Side street	7	1	0	4	9
High Street	4	10	2	1	2

a. How many cars were there altogether?

b. Which was the least common mode of transport on the main road?

c. How many more lorries than buses were there on the main road?

d. What vehicle was not seen on the side street?



3 VF

Tables

4b. Use the table to answer the questions about favourite food.

a. Which food is the most popular in Year 5?

b. Which year group likes mushrooms the most?

c. Which food is most popular across all the year groups – mushrooms or sweetcorn?

d. Which is the least popular food in Year 3?

	Y1	Y3	Y5
Bananas	6	3	9
Tomatoes	3	4	3
Sweetcorn	4	3	8
Cheese	5	2	3
Mushrooms	6	3	1



3 VF

5b. The table below shows favourite ice-cream flavours.

	Mint choc chip	Vanilla	Chocolate	Strawberry
Boys	4	2	7	3
Girls	8	5	6	3

a. Which flavour is the most popular with boys?

b. Who prefers mint choc chip flavour the most?

c. How many children like vanilla and chocolate?

d. How many boys voted in the survey?



3 VF

6b. The table shows the sales of cars at two garages in one month.

	red	blue	black	silver	white
Ardi	0	3	10	5	1
GMW	1	5	9	3	0

a. How many black cars were sold altogether?

b. Which was the least popular colour for GMW?

c. How many cars were sold at the Ardi garage?

d. How many more silver cars did Ardi sell?



3 VF

Tables

7a. Use the table to answer the questions about jobs.

a. Which jobs are done by more men?

b. Which is the most popular job?

c. Which job has the least number of women?

d. Which jobs have equal numbers of male and female workers? How many people do both these jobs?

e. Do more men or women work for the company? How many?

	Men	Women	Total
Managers	4	4	8
Drivers	10	7	17
Office staff	8	10	18
Porters	4	2	6
Cleaners	3	3	6



3 VF

8a. The table below shows hair colours in males and females.

	Brown	Black	Ginger	Blonde	Grey
Females	12	3	6	9	4
Males	9	4	7	4	6

a. Which group has the most ginger hair?

b. How many people have blonde hair?

c. How many more people have brown hair than black hair?

d. Which is the least common hair colour?

e. Which two hair colours have the same number of people? How many altogether?



3 VF

9a. The table shows the heights and weights of some zoo animals.

	Giraffe	Elephant	Gorilla	Lion	Tiger
Height (cm)	600	300	200	100	150
Weight (kg)	800	6000	160	190	300

a. How many animals are taller than the gorilla?

b. Which animal is the heaviest? Is this animal also the tallest?

c. Which animals are lighter than 200kg and smaller than 250cm?

d. Why do think the tallest animal is not also the heaviest animal?



3 VF

Tables

7b. Use the table to answer the questions about travelling to school.

a. Which year group mostly travel by car?

b. Which year group walk the most?

c. Which is the least popular way to travel to school across Key Stage 2?

d. Which is the most popular way to travel to school in Year 3?

Why do you think this is?

	Y3	Y4	Y5	Y6
walk	13	33	37	42
car	45	24	17	11
bus	1	3	5	2
bicycle	0	0	1	5
taxi	1	0	0	0



3 VF

8b. The table below shows the different varieties of fish caught in a week.

	tuna	haddock	cod	prawns
Monday	✓	✓		
Tuesday				
Wednesday	✓	✓	✓	
Thursday		✓		
Friday	✓	✓	✓	✓

a. Which days were most varieties of fish caught?

b. Which variety of fish was caught most?

c. Which day did only one type of fish get caught?

d. Why might there be no fish caught on Tuesday?



3 VF

9b. The table shows the choice of subjects and their popularity.

	Design	P.E	History	Geog	ICT	Languages	Food	Art
Boys	47	60	46	25	28	20	31	30
Girls	33	60	44	31	12	46	36	39

a. How many pupils have chosen languages?

b. Which was the least popular subject amongst girls?

c. How many more pupils have chosen Art than Geography?

d. Why do you think the same number of boys and girls have chosen P.E?



3 VF

Varied Fluency Tables

Developing

- 1a. a. meat feast
b. ham and pineapple
c. chicken
d. True
- 2a. a. Monday
b. Wednesday and Friday
c. Monday
d. d. 17
- 3a. a. hamster
b. cat
c. 27

Expected

- 4a. a. Planet Fights and How Despicable!
b. Tiger Queen
c. Monday
d. Wednesday; How Despicable!
- 5a. a. Supermarket
b. Pet shop
c. Pet shop
d. 36
- 6a. a. 28 cars
b. motorbike
c. 2
d. lorries

Greater Depth

- 7a. a. drivers and porters.
b. office staff
c. porters
d. managers and cleaners; 14
e. men; 29
- 8a. a. males
b. 13
c. 14
d. black
e. ginger and blonde; 26
- 9a. a. 2
b. elephant; no
c. lion and gorilla
d. If something is tall it may not be very heavy.

Varied Fluency Tables

Developing

- 1b. a. girls
b. false
c. bananas
d. apples
- 2b. a. cinema
b. 12
c. ice skating
d. theme park
- 3b. a. blue
b. red and blue
c. red

Expected

- 4b. a. bananas
b. Y1
c. sweetcorn
d. cheese
- 5b. a. chocolate
b. girls
c. 20
d. 16
- 6b. a. 19
b. white
c. 19
d. 2

Greater Depth

- 7b. a. Y3
b. Y6
c. taxi
d. car. Various possible answers, for example: younger children cannot travel to school alone, but older children may be able to walk alone.
- 8b. a. Friday
b. haddock
c. Thursday
d. Various possible answers, for example: Tuesday is the fisherman's day off.
- 9b. a. 66
b. ICT
c. 13
d. Various possible answers, for example: all the children have to choose P.E.