





Home learning during school closure or self-isolation – Y3/4
Transport
Week Beginning: 6.7.20



	Monday	Tuesday	Wednesday	Thursday	Friday
Maths (Make sure you spend some time on TTR each day)	<p>Year 3 - Complete the Maths Mystery Challenge attached to today's blog to apply some of your maths skills.</p> <p>Year 4 – Interpret Charts</p>	<p>Year 3 – Drawing Lines and Shapes Accurately</p> <p>Year 4 – Comparing Data</p>	<p>Year 3 – Recognising 2D Shapes</p> <p>Year 4 - Introducing Line Graphs</p>	<p>Year 3 –</p> <p>Recognising 3D Shapes</p> <p>Year 4 -</p> <p>Interpreting Line Graphs</p>	<p>Year 3 –</p> <p>Challenges of the Week</p> <p>Year 4 -</p> <p>Challenges of the Week</p>
Writing/ Vocabulary and Grammar	Using the picture on today's blog, try to answer the questions as fully as you can to begin thinking about the character. Then write a detailed character description of The Robot Maker including a description of his clothes, appearance, personality, likes and dislikes.	Using the Journey to the Jungle Talk4Writing Unit – read the text on page 3 and then complete the activities (synonyms and words meanings) on the pages numbered 4-5.	Using the Journey to the Jungle Talk4Writing Unit – complete the comprehension activities on the pages numbered 6-7.	Using the Journey to the Jungle Talk4Writing Unit – complete the list poem activities on the pages numbered 8-9.	Using the Journey to the Jungle Talk4Writing Unit – complete the telescope activity on the page numbered 10. Then write a detailed setting paragraph to describe what you see. Try to include expanded noun phrases, similes and prepositional (place) phrases.
Reading	Read ' Downhill Racers ' using Oxford Owl before answering the questions at the back of the book in full sentences. Class Login is WH34 Password- bcps	Read the poem Look at the Train! Then write your own poem about a mode of transport using onomatopoeia (when a word describes a sound and mimics the sound of the object/action) to show sounds and rhythm.	Complete the 60 Second Read comprehension attached to Monday's blog about 'Granny's First Flight'.	Complete the 60 Second Read comprehension attached to Monday's blog about 'The Great Cutty Sark'.	Today, read for pleasure. Choose your favourite book or read the next chapter of your current book. Perhaps you could find an outdoor space to read.
Spellings (Make sure you spend some time on Spelling Shed each day)	Practise spelling your weekly words that are on Monday's daily blog.	Create an A-Z list of transport related words. How quickly can you complete this?	Practise spelling these words: invention, injection, action, hesitation, completion. Can you think of other suffixes to add to the root words to alter the meanings e.g. invent+ing= inventing, invent+ed= invented.	Practise spelling your weekly words that are on Monday's daily blog.	Choose 5 Common Exception words and write them in a series of dots. Apply them into sentences about travelling.
Topic Music	Transport Inventors - Find out about famous transport inventors such as Henry Ford	Science STEM Activity - Using just 1 sheet of paper and some paperclips, design a raft that	Got to Keep Moving – Find a suitable space and try to think of as many ways you can travel around –	Art - Have a go at drawing sketches of different modes of transport then and now.	Transport Around the World – Look into how people travel around in India. Buses, cycle-

<p>PSHE Art</p>	<p>and The Wright Brothers. Choose one inventor to create a fact file about.</p> 	<p>will hold as many coins or marbles as possible. You can download the activity card here to help you.</p> 	<p>safely! Think about the level and speed of each movement too.</p> <p>Next, why not play an active game of charades where you take it in turns acting out different modes of transport for others to guess.</p> <p>You could also stay active this afternoon by choosing your favourite from the list below:</p> <ul style="list-style-type: none"> - PE with Joe Wicks - Cosmic Yoga - Go Noodle - Going for a bike ride - Or walking around your local area 	  <p>What do you notice about them? How have they changed? Think about what you think the future of travel will look like.</p>	<p>rickshaws, autorickshaws, e-rickshaws, tempos (big, brutal-looking autorickshaws), taxis, boats, tongas (horse-drawn carts), metros and urban trains provide transport around India's cities. Then compare this to Venice and how the people there travel around (gondola and sandolo tours all around the city).</p> <p>DT - Can you then design a new vehicle suitable for each of these places thinking carefully about suitable and local materials?</p>
----------------------------	--	---	--	--	--

Collective Worship:

Follow the links below for videos from Open the Book.

Down Through the Roof - [Video 1 Don's Introduction](#), [Video 2 Jane and Peter telling the story](#), [Video 3 Don's reflection about the story](#), [Video 4 Peter's prayer](#).

Jesus and the Children - [Video 1 Carolyn's introduction](#), [Video 2 Jane and Peter telling the story](#), [Video 3 Carolyn's reflection on the story](#).

<https://www.thenational.academy/assembly>

<https://www.cofeguildford.org.uk/education/christian-distinctiveness/collective-worship/covid-19-resources>

PE links: Make sure throughout the day you get fresh air and you are physically active every day for at least 60 minutes. You can do this by:

- ❖ PE with Joe Wicks every Monday, Wednesday and Saturday at 9am - www.youtube.com/channel/UCAxW1XT0iEJoTYIRfn6rYQ
- ❖ Go Noodle, lots of fun dance resources - <https://www.gonoodle.com/>
- ❖ Youth Sport Trust have a range of resources to keep you active that you can access for free:
- ❖ Activity cards - www.youthsporttrust.org/pe-home-learning
- ❖ Active breaks - www.youthsporttrust.org/active-breaks
- ❖ 60 second challenge physical activity cards - www.youthsporttrust.org/60-second-physical-activity-challenges
- ❖ Cosmic Yoga - www.cosmickids.com/category/watch/ and use your print out of yoga moves.
- ❖ Create a circuit in your garden or in a large space using the ideas given to you in your printed pack before half term.

