

# Lines

## Challenge 1


PS

1

- a) Use two colours to trace the vertical and horizontal lines in this rectangle.



- b) Now use the same colours on all the vertical and horizontal lines you can see in this flag.



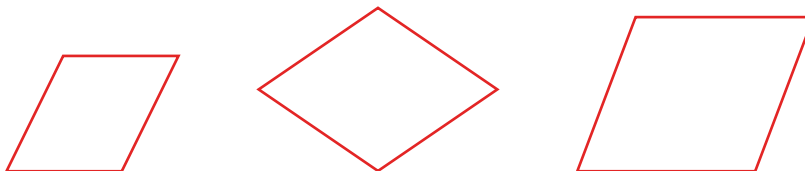
2 marks

Marks...../2

## Challenge 2

1

- Lines that are always the same distance apart are parallel. Colour pairs of parallel lines in these parallelograms the same colour.



3 marks

2

- Lines that meet at a right angle are perpendicular. Colour pairs of perpendicular lines in these rectangles the same colour.



3 marks

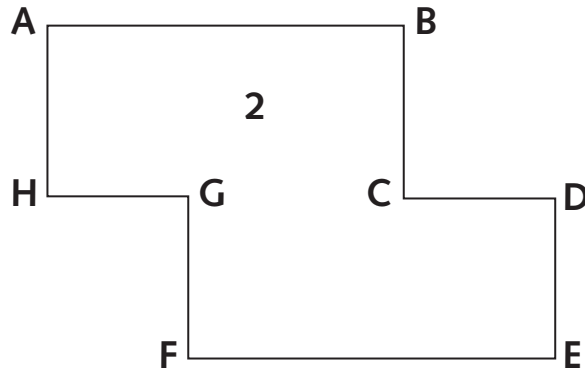
Marks...../6

## Challenge 3

- 1** In this rectangle (shape 1), line AB is parallel to line CD and perpendicular to lines AC and BD.



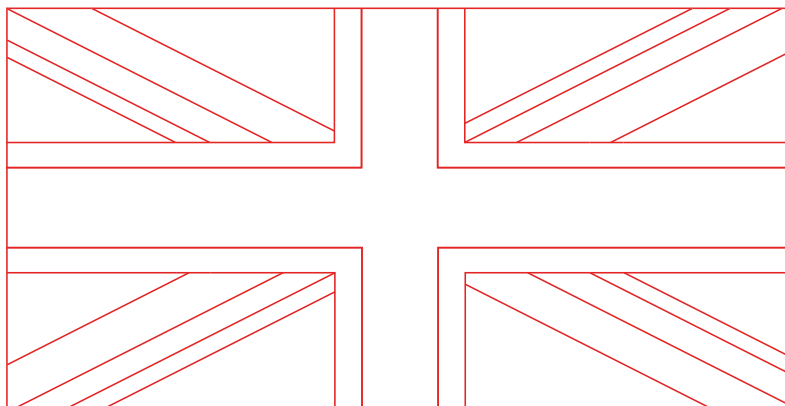
Look at this octagon (shape 2).



Complete these sentences.

- One of the lines parallel to line AB is line \_\_\_\_\_.
- One of the lines perpendicular to line AH is line \_\_\_\_\_.
- One of the lines parallel to line CD is line \_\_\_\_\_.
- One of the lines perpendicular to line FE is line \_\_\_\_\_.

- 2** Use different colours to show parallel and perpendicular lines on this Union Jack.



4 marks



2 marks

Marks..... /6

Total marks ..... /14

How am I doing?

