

# Beach Safety – Flags and Signs

## About this Resource:

Beach Safety Flags and Signs worksheets to the meanings of flags and signs at the seaside.

## Differentiation:

**Beginner** Match the flags with the meanings given and colour them correctly. Aimed at Year 1 Secure/Year 2 Secure.

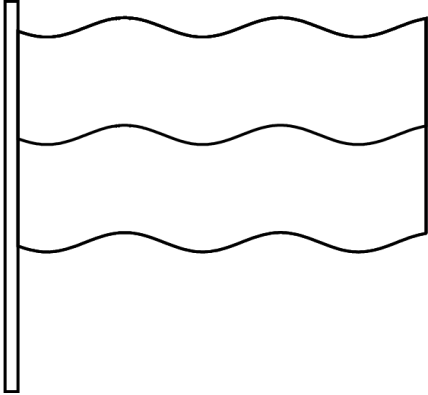
**Easy** Write the correct meaning next to the correct flag or sign and colour them correctly. Aimed at Year 3 Secure/Year 4 Secure.

**Tricky** Research beach safety and identify the colours and meanings of flags and signs. Aimed at Year 5 Secure/Year 6 Secure.

Did you like this resource? Don't forget to review it [here](#).

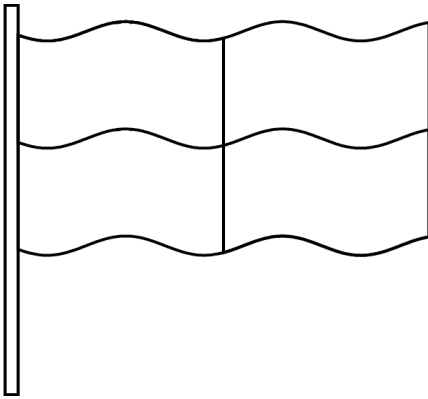
## Beach Safety – Flags and Signs

Match the meaning to the flag, then colour the flag in the correct colour.



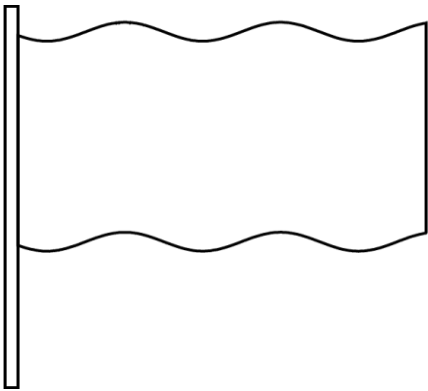
### Red flag

This is a warning flag. Never go in the water when this flag is flying.



### Orange windsock

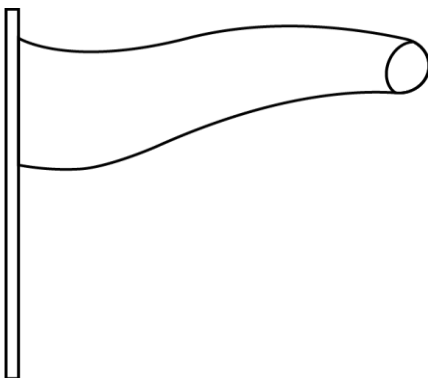
Shows when strong winds are blowing. Don't use inflatables (things to help you float on the water) when the windsock is flying.



### Black and white chequered flag

This area is for surfers, paddleboards, kayaks and non-powered crafts.

Do not swim or bodyboard in this area.



### Red and yellow flag

Lifeguards patrol this area, making it the safest place to swim, bodyboard or use inflatables.


## Beach Safety – Flags and Signs

Match the meaning to the flag, then colour the flag in the correct colour.




### Red flag

This is a warning flag. Never go in the water when this flag is flying.



### Orange windsock


Shows when strong winds are blowing. Don't use inflatables (things to help you float on the water) when the windsock is flying.



### Black and white chequered flag

This area is for surfers, paddleboards, kayaks and non-powered crafts.

Do not swim or bodyboard in this area.

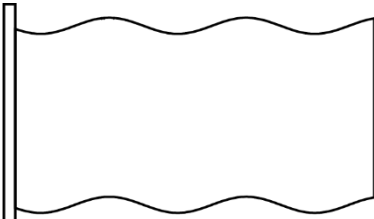


### Red and yellow flag

Lifeguards patrol this area, making it the safest place to swim, bodyboard or use inflatables.

## Beach Safety – Flags and Signs

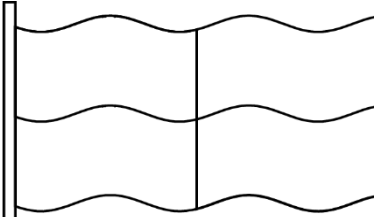
Write the correct meaning next to each flag or sign, then colour them in the correct colour.




---

---

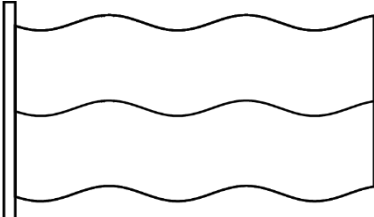
---




---

---


---




---

---

---




---

---

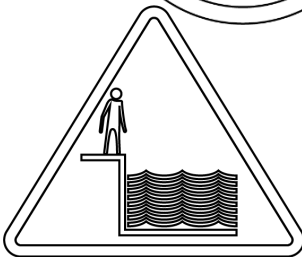
---




---

---

---




---


---

---


<p>The black and white chequered flag tells us which area is for surfers and non-powered craft. Do not swim in this area.</p>	<p>These signs tell you not to do something e.g. No Swimming.</p>	<p>An orange windsock shows when strong winds are blowing. Don't use inflatables when this is flying.</p>
<p>The red flag is a warning flag. Never go in the water when this flag is flying.</p>	<p>The red and yellow flag tells us that lifeguards patrol this area. It is the safest place to swim, bodyboard or use inflatables.</p>	<p>These signs warn of danger e.g. Beware – deep water.</p>

## Beach Safety – Flags and Signs

Write the correct meaning next to each flag or sign, then colour them in the correct colour.




The red flag is a warning flag. Never go in the water when this flag is flying.



The black and white chequered flag tells us which area is for surfers and non-powered craft. Do not swim in this area.



The red and yellow flag tells us that lifeguards patrol this area. It is the safest place to swim, bodyboard or use inflatables.



An orange windsock shows when strong winds are blowing. Don't use inflatables when this is flying.



These signs tell you not to do something e.g. No Swimming.

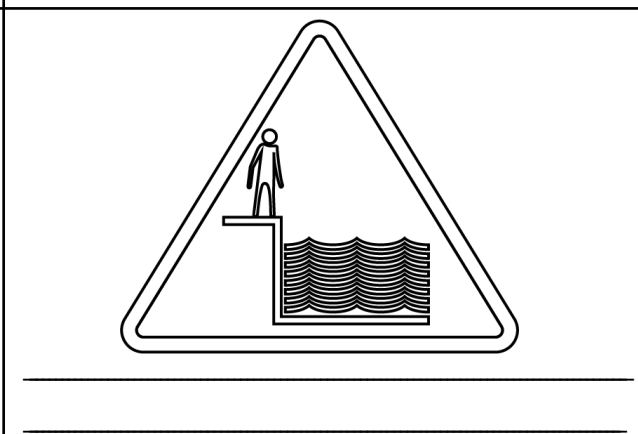

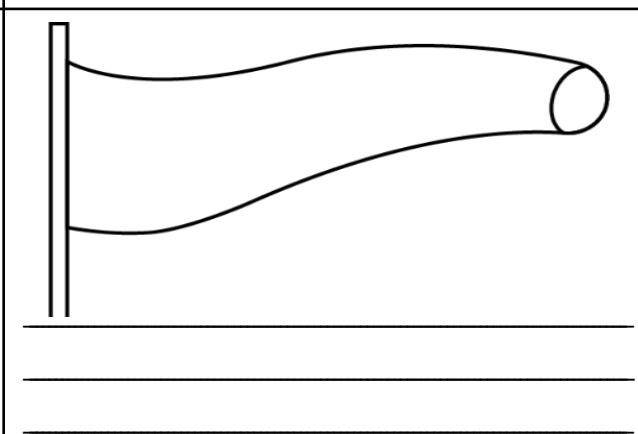
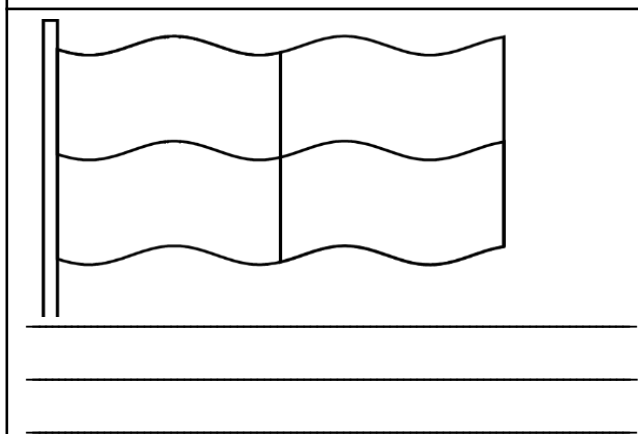

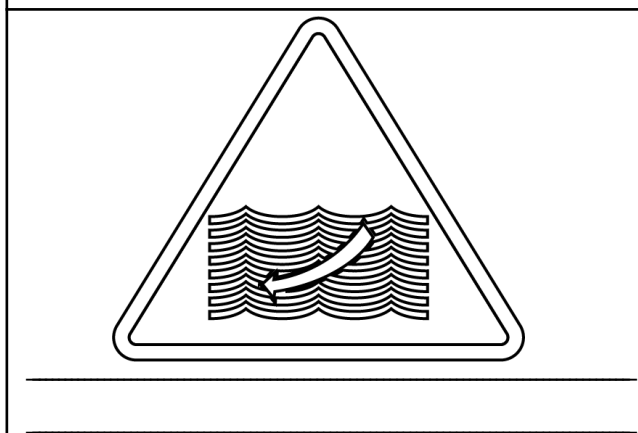
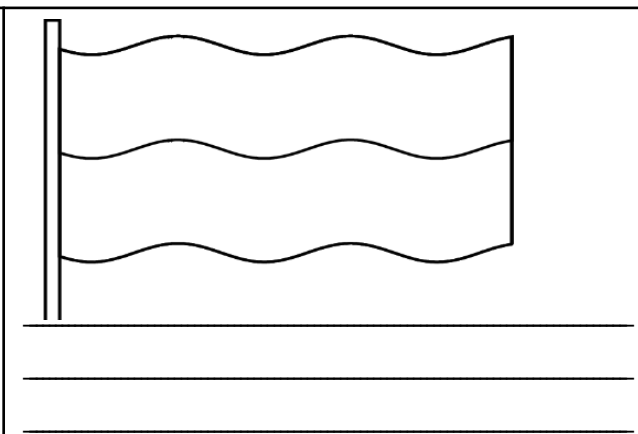
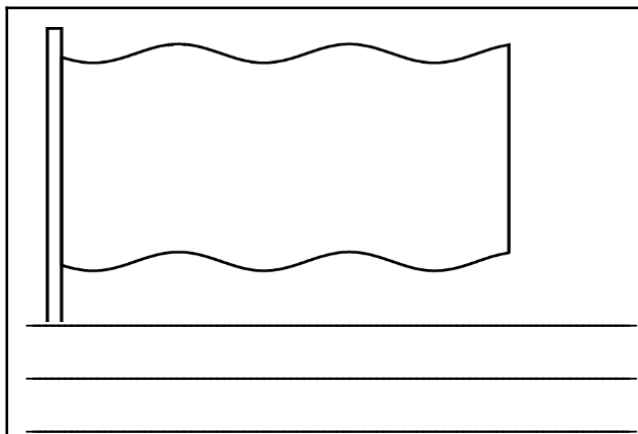


These signs warn of danger e.g. Beware – deep water.

<p>The black and white chequered flag tells us which area is for surfers and non-powered craft. Do not swim in this area.</p>	<p>These signs tell you not to do something e.g. No Swimming.</p>	<p>An orange windsock shows when strong winds are blowing. Don't use inflatables when this is flying.</p>
<p>The red flag is a warning flag. Never go in the water when this flag is flying.</p>	<p>The red and yellow flag tells us that lifeguards patrol this area. It is the safest place to swim, bodyboard or use inflatables.</p>	<p>These signs warn of danger e.g. Beware – deep water.</p>


### Beach Safety – Flags and Signs

Research the meaning of each flag or sign, then colour them in the correct colour.



## Beach Safety – Flags and Signs

Research the meaning of each flag or sign, then colour them in the correct colour.



This flag is a warning flag. Never go in the water when this flag is flying.




This flag tells us that lifeguards patrol the area. It is the safest place to swim.




Beware – Strong Currents



No Diving



Do not swim in this area. It is for surfers and non-powered craft.



This shows us when strong winds are blowing. Never use inflatables when the windsock is flying.



No Swimming



Beware – Deep Water