




Home learning during school closure or self-isolation – Y3/4
Safety
Hedgehogs Week Beginning: 13.07.20



	Monday	Tuesday	Wednesday	Thursday	Friday
Maths (Make sure you spend some time on TTR each day)	Year 3 – Describing properties of 2D shapes Follow the links this week to the Oak National Academy to find instructions, videos and tasks to complete each day. Year 4 – Identifying angles	Year 3 – Drawing 2D shapes with different properties Year 4 – Angles, comparing and ordering	Year 3 – Describing properties of 3D shapes Year 4 – Classifying triangles	Year 3 – Identifying and describing symmetry in 2D shapes Year 4 – Classifying quadrilaterals	Year 3 – Revising shapes Year 4 – Lines of symmetry
Writing	River Safety. Visit the Canal Rivers Trust website using the link below: Canal river trust Scroll down and watch the Stay Safe Near Water Video clip. Then have a go at identifying the dangers on the Spot the dangers poster activity.	Sun Safety Poster Using the link below, read the text and watch the short clip on Sun safety. Sun Safety Then design and create a factual poster on how to keep safe in the sun. Remember to make your poster clear, bright and colourful and to include all the top tips to stay safe in the sun.	RNLI Visit the RNLI website link below and watch the video on <i>Ten things people didn't realise about the RNLI.</i> RNLI Shape Poem Then complete the RNLI Shape Poem activity using the planning sheet attached to Monday's blog.	Internet Safety Editing Task Can you proof-read an information sheet about internet safety, spot the mistakes and complete the edit challenge? You can choose to complete: easy, tricky or expert sheet. The documents are attached on Monday's blog.	 <p>Look at the above Road Safety poem on this poster. It is quite a short poem with one verse that rhymes- your task is to add 3 more verses to the poem. Perhaps your verses could be about finding safe places to cross, wearing bright clothing at night time or helping others to cross the road.</p>

<p>Reading</p>	<p>Using the link below, click the link to the book <i>George the Sun Safe Superstar</i>. Read the story and then complete the Eye spy sun safety sheet attached to Mondays' blog. https://www.sunsafeschools.co.uk/resources/</p>	<p>Road Safety Complete the Reading Comprehension sheet attached to Monday's blog on Road Safety Week. Choose the level of reading (number of stars at the bottom of the sheet) that is right for you.</p>	<p>https://www.sunsafeschools.co.uk/resources/ Use the above link again today and watch the story of <i>George the Sun Safe Superstar</i>. Then complete the 'What's wrong' worksheet attached to Monday's blog.</p>	<p>https://www.think.gov.uk/resource/expect-the-unexpected/ Watch the video clip above on Road Safety. Then answer the questions from the corresponding slides found on the link below: https://www.think.gov.uk/wp-content/uploads/2018/09/1.-Do-you-SLLT-slides.pdf</p>	<p>Today, read for pleasure. Choose your favourite book or read the next chapter of your current book.</p>
<p>Spellings (Make sure you spend some time on Spelling Shed each day)</p>	<p>Sun Words <i>Sunflower, sunshine, sunbeam, sunburnt, sunscreen, Sunday</i></p> <p>Practise spelling the above sun- words. Can you think of some other words beginning with sun? Now put three sun words of your choice into a sentence.</p>	<p>Weekly Spellings. Spend some time today on Spelling Shed practising your Year 3/4 words.</p>	<p>Safety Words Practise spelling these safety words: <i>Accident, caution, beware, danger, emergency, hazard, rescue.</i> Put each word into a statement sentence.</p>	<p>Sun Safety Word Search Complete the Sun Safety word search activity attached to Monday's Blog.</p>	<p>Weekly Spellings Have another go at your weekly spellings attached to Monday's blog. Have you got better at remembering how to spell them?</p>
<p>Topic Music PSHE Art</p>	<p>Art</p>  <p>Design your own Summer sunshine outfit. Draw your outfit and colour the parts in. Label all the features of your outfit and accessories and explain your choices. What fabric would you choose and why? What would you take in your bag and why?</p>	<p>PSHE Internet Safety is extremely important for everyone. Watch the videos in the link below: https://www.thinkuknow.co.uk/8_10/watch/ Answer the following questions: What did you like about Play Like Share? What different things do Sam, Ellie and Alfie do online? What problem did Alfie face at the beginning of the cartoon? How did the gamer make Alfie feel?</p>	<p>Road Safety <u>Do you Stop, Look, Listen Think?</u> Read Stop, Look, Listen and Think slides, watch the video and answer the questions. Then play the game – Take the Lead In a comic strip, create your own Do you Stop, Look, Listen, Think? where someone has displayed risky behaviour on the roads and write/ draw what they should have done.</p>	<p>Staying Safe at the Beach Look at the Staying Safe at the Beach PowerPoint attached on Monday's blog. Complete: Identifying Beach Hazards and Beach Safety-Flags and Signs attached on Monday's blog. You may choose which level you would rather complete on each activity.</p>	<p>STEM – Bicycle Safety Watch the clip to show you how to be safe when cycling. Remember that it is an American Video so 'sidewalk' means path and please don't ride on the right side of the road as we need to ride on the left side of the road as our traffic drives on the left. https://www.youtube.com/watch?v=I5BeBmNcV4k Look at the attachment on Monday's blog as your prompt. Design and make your cycling sweatshirt consider using</p>

		<p>What did Alfie do when he realised something wasn't right?</p> <p>What happened when Selfie's video was made public? How did it make them feel?</p> <p>Then have a go at creating a poster for Sam, Ellie and Alfie's new band Selfie. Come up with a design that shows off each character's talents and personality.</p>			reflective or shiny materials at home.
--	--	--	--	--	--

PE links: Make sure throughout the day you get fresh air and you are physically active every day for at least 60 minutes. You can do this by:

- ❖ PE with Joe Wicks every morning at 9am - www.youtube.com/channel/UCAxW1XT0iEJo0TYIRfn6rYQ
- ❖ Go Noodle, lots of fun dance resources - <https://www.gonoodle.com/>
- ❖ Youth Sport Trust have a range of resources to keep you active that you can access for free:
- ❖ Activity cards - www.youthsporttrust.org/pe-home-learning
- ❖ Active breaks - www.youthsporttrust.org/active-breaks
- ❖ 60 second challenge physical activity cards - www.youthsporttrust.org/60-second-physical-activity-challenges
- ❖ Cosmic Yoga - www.cosmickids.com/category/watch/ and use your print out of yoga moves.
- ❖ Create a circuit in your garden or in a large space using the ideas given to you in your printed pack before half term.



Collective Worship Links:

<https://classroom.thenational.academy/assemblies>

<https://www.cofeguildford.org.uk/education/christian-distinctiveness/collective-worship/covid-19-resources>

Open the Book videos of the week:

Open the Book video of The Marvellous Picnic – [Don and Sandra reading the story](#), [Carolyn's prayer](#).

Open the Book video of The Tale of Two Houses – [Julia introduces the story](#), [Don and Sandra read the story](#), [Julia reflects on the story](#), [Sandra ends with a prayer](#).