

## Maya daily life



Maya murals with scenes of daily life in the markets of Calakmul.

Could you walk with a massive clay vase full of water on your head?

Try it just with a book!



Here is a modern Maya woman weaving in a traditional way.

Girls would have learned how to do this from their mothers. Boys would be out hunting with the men of the community.



Here is a modern Maya woman grinding corn to make tortillas.

Girls would also have done this in the family home.

## Maya murals



This is a section of a mural that has only just been recently discovered.

It is rare to find anything that shows the everyday jobs and chores of the ordinary Maya.



<http://www.livescience.com/7958-maya-murals-give-rare-view-everyday-life.html>

The Maya left more clues about the lives of the rich people.  
*Why do you think that is?*

An archaeologist told  
'LiveScience':  
*"We almost never get a view  
of what other layers of  
society are doing or what  
they look like, so this is one  
of the things that makes the  
murals so special"*




The images on the mural show people engaged in everyday things like preparing food. There is a picture of a man with a large pot, dish and spoon with another man drinking from a bowl, and another holding a spatula.




## How to weave a Maya mat


You will need  
Coloured card (A4)  
Scissors  
Tape  
Ruler  
pencil



1. Fold a piece of coloured paper in half.
2. Mark lines that are 2 cm apart and cut them out. FROM THE FOLDED EDGE.




3. Once you have done this, open it up. It will look like a piece of paper with a frame and sliced lines through it.



4. Next, using the other coloured piece of paper, simply cut lots of 2 cm paper strips.

5. now the weaving process begins. Those individual strips of paper can then be woven through the first paper you started with and before you know it you have some amazing paper placemats. Laminate them.



Make your weaving even more amazing by cutting zig-zag lines or wavy in the first piece of card, or making your weaving strips thinner and different colours.

