

1 The pictogram shows the number of ice creams sold in a shop.

Ice cream flavour	Number of ice creams sold
vanilla	
chocolate	
strawberry	
mint choc	

Key = 2 ice creams

- a) How many vanilla ice creams were sold?
- b)



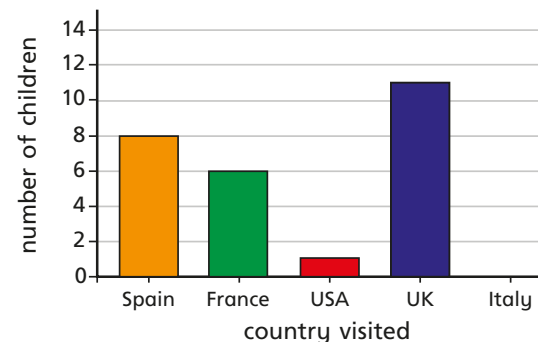
The shop sold 6 chocolate ice creams.

What mistake has Annie made?

- c) How many chocolate ice creams were sold?
- d) How many strawberry ice creams were sold?
- e) Seven mint choc ice creams were sold.
Complete the pictogram to show this.



2 The bar chart shows the number of children who went on holiday to some different countries.



- a) Draw a table to show the information in the bar chart.
- b) Draw a pictogram to show the information in the bar chart.
Use the key provided.

Key = 4 children

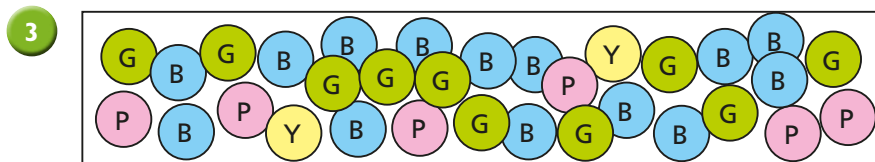


Chart A

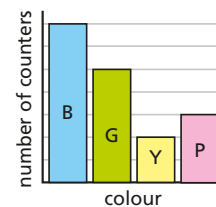


Chart B

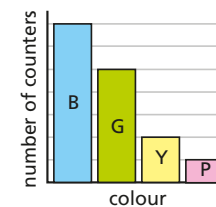
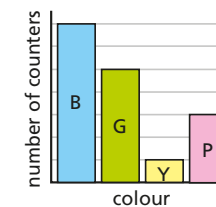


Chart C

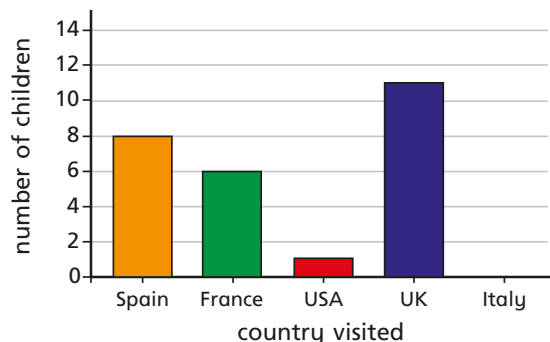


Which chart best represents the picture?

Talk to a partner about the reasons for your choice.

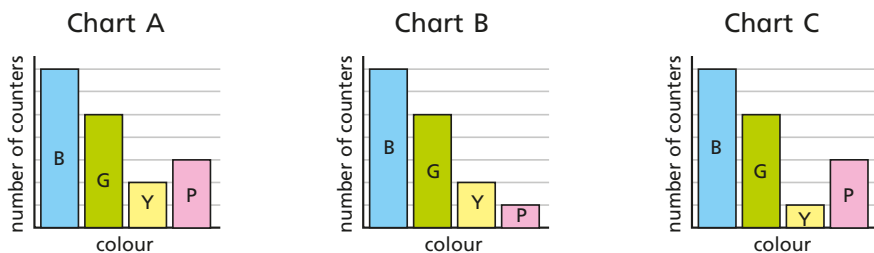
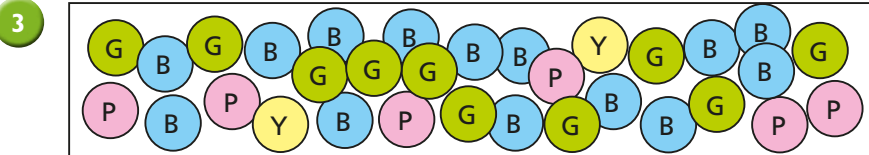


- 2 The bar chart shows the number of children who went on holiday to some different countries.



- a) Draw a table to show the information in the bar chart.
 b) Draw a pictogram to show the information in the bar chart. Use the key provided.

Key = 4 children

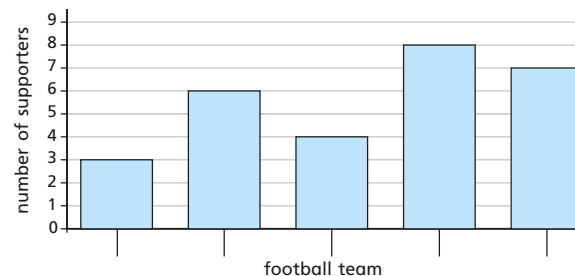
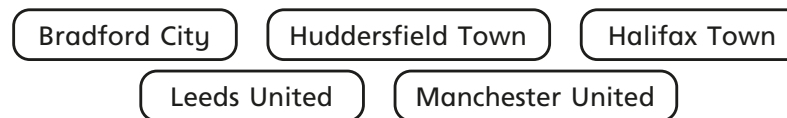


Which chart best represents the picture?
 Talk to a partner about the reasons for your choice.



- 4 Use the clues to label the bar chart.

- The number of Huddersfield Town supporters is half the number of Halifax Town supporters.
- More people support Halifax Town than support any other team.
- More people support Manchester United than Leeds United.
- There is 1 less supporter of Bradford City than Halifax Town.



- 5 Four classes of children were asked what their favourite animals are. Match the tables to the charts.

Class A		Class B		Class C		Class D	
dog	8	dog	4	dog	4	dog	8
cat	2	cat	1	cat	1	cat	2
rabbit	7	rabbit	3	rabbit	6	rabbit	7
snake	12	snake	4	snake	8	snake	3

