















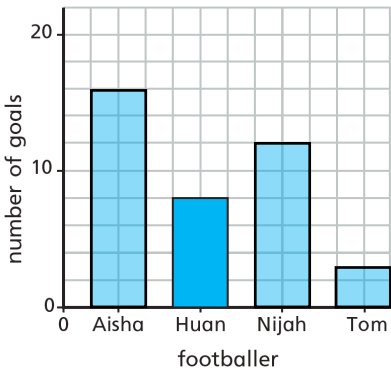


Question	Answer																				
1	a) 11 b) 1 c) 37 d) 21																				
2	a) Red < Blue and Green Red and Blue < Green and Yellow Red and Green = Yellow and blue Blue and Green = Yellow b) <table border="1" data-bbox="259 526 584 779"> <thead> <tr> <th>Team</th> <th>Points</th> </tr> </thead> <tbody> <tr> <td>Red</td> <td></td> </tr> <tr> <td>Blue</td> <td></td> </tr> <tr> <td>Green</td> <td></td> </tr> <tr> <td>Yellow</td> <td></td> </tr> <tr> <td>Pink</td> <td></td> </tr> </tbody> </table> Key  = 4 points c) Teddy could subtract the square and a half for Green from the squares for Red to leave 2 whole squares and then convert these to 8 points.	Team	Points	Red		Blue		Green		Yellow		Pink									
Team	Points																				
Red																					
Blue																					
Green																					
Yellow																					
Pink																					
3	a) 54 hours b) 54 hours Rosie's method is more efficient when all the symbols are whole symbols. When there are part symbols representing less than 3 hours then it is harder to work out how many symbols there are in total.																				
4	a) <table border="1" data-bbox="259 1141 911 1363"> <thead> <tr> <th></th> <th>Women</th> <th>Men</th> <th>Total</th> </tr> </thead> <tbody> <tr> <td>Film A</td> <td>364</td> <td>618</td> <td>982</td> </tr> <tr> <td>Film B</td> <td>411</td> <td>484</td> <td>895</td> </tr> <tr> <td>Film C</td> <td>609</td> <td>255</td> <td>864</td> </tr> <tr> <td>Total</td> <td>1,384</td> <td>1,357</td> <td>2,741</td> </tr> </tbody> </table> b) true false		Women	Men	Total	Film A	364	618	982	Film B	411	484	895	Film C	609	255	864	Total	1,384	1,357	2,741
	Women	Men	Total																		
Film A	364	618	982																		
Film B	411	484	895																		
Film C	609	255	864																		
Total	1,384	1,357	2,741																		
5	 <p>A bar chart with the y-axis labeled 'number of goals' ranging from 0 to 20 in increments of 10. The x-axis is labeled 'footballer' and lists four names: Aisha, Huan, Nijah, and Tom. The bars represent the following goal counts: Aisha (15), Huan (8), Nijah (11), and Tom (3).</p>																				