

Lesson 1

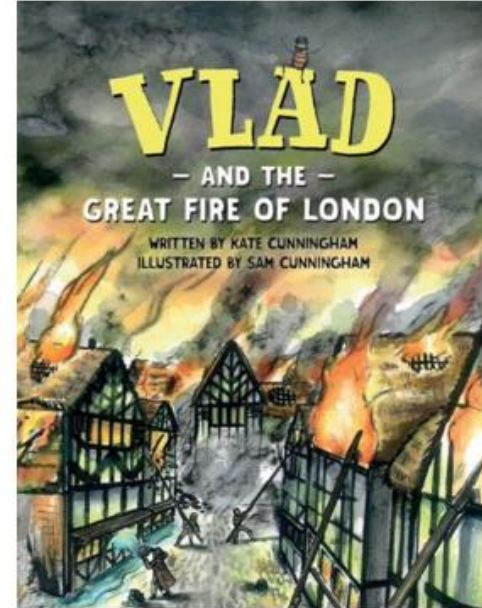
Unit 1: English

What information can you get from this picture?

What do you think is happening?

When do you think this might have happened?

Label the picture with the clues you have found before writing your response.



I think.....because I can see...

I think this might have happened.... because...



Lesson 1

Unit 1: English



Lesson 2

Unit 1: English

Who do you think the characters are?

What do you want to find out about them?

Have you got any questions you would like to ask them?



I think the characters are ...

I want to know.....

I would like to ask them...



Lesson 2

Unit 1: English

What does Boxton look like? Label his key features using adjectives.

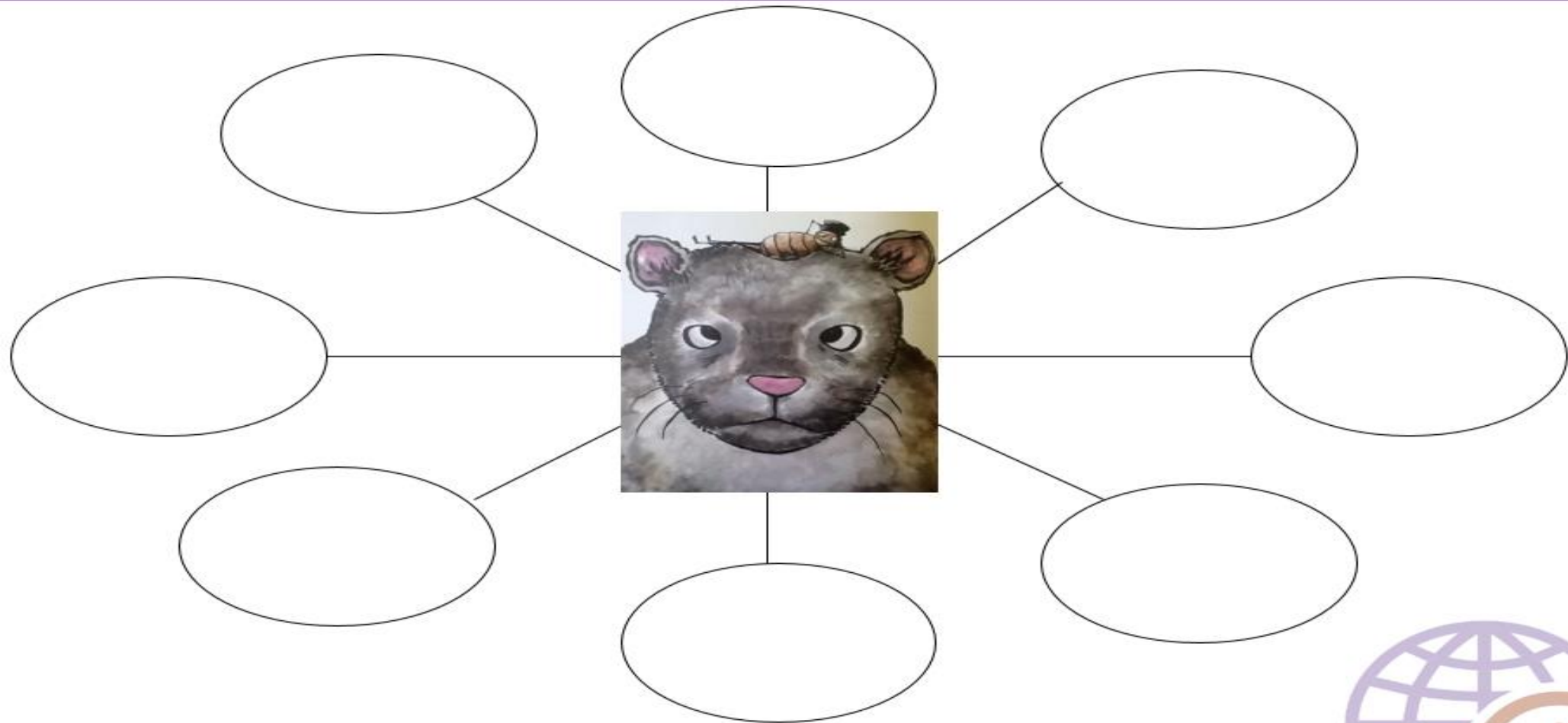


Grey, matted fur



Lesson 2 – watch video on discussion of page 1-5

Unit 1: English



Read up to page 5. Use the single bubble to record facts about Boxton.




Lesson 3 – look at pages 1, 5

Unit 2: English



What do you think the people might be thinking about Boxton?



Lesson 3 – look at page 3

Unit 2: English

What do you think Boxtan thinks about the people?



Lesson 3

Unit 2: English



Why do you think this door has a red cross on it?

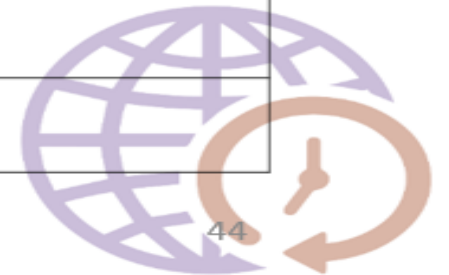
What do you think is the matter with the man? How can you tell?



Lesson 4

Unit 2: English: Word Detective

Words	What I think it means/ drawing	Checked meaning
feasted		
flicker		
leapt		
dozy		
blazing		
carts		
scampered		
panting		
inferno		



Lesson 5

Unit 2: English

Look carefully at the illustration.

What do you think is happening?

How do you know?

What is the job of the maid?



I think that ... because ...

Another clue is ...

I think the job of the maid is ...



Lesson 5

Unit 2: English

Take a closer look at the illustration.

What do you think is happening?

What do you predict might happen to the maid?



I think that ...

I think the maid might ... because...



Lesson 5 listen to the video of pages 6-9

Unit 2: English

Write a thought bubble for Boxtan and Vlad.

