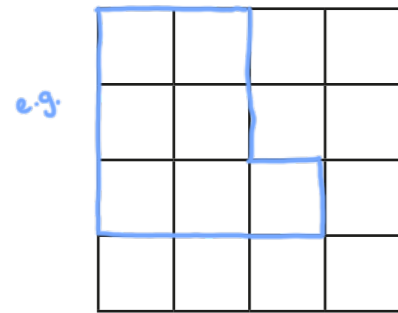


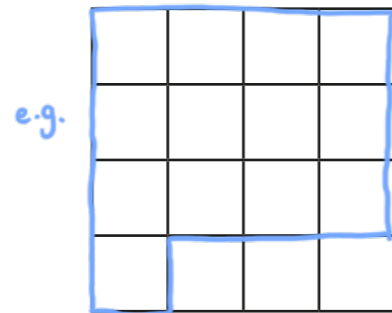
Making shapes

1 Draw a shape with the given area.

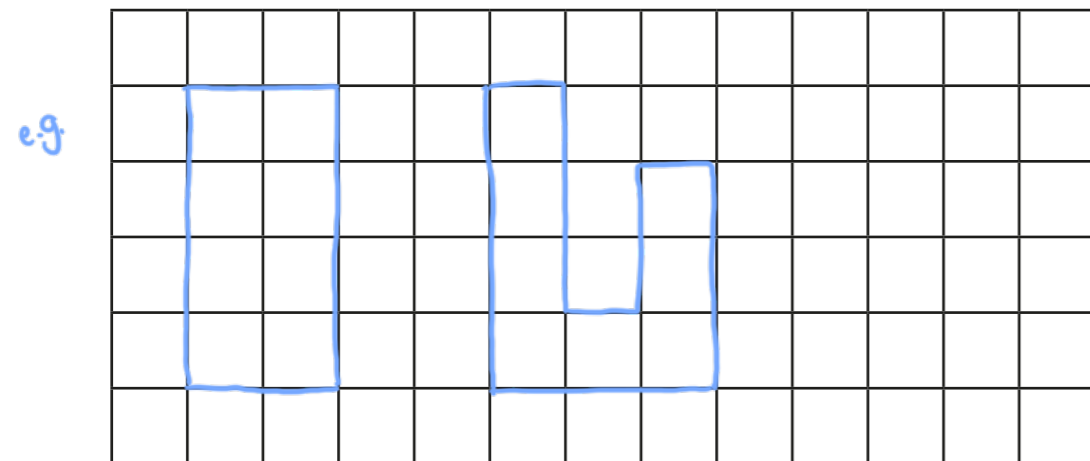
a) area = 7 squares



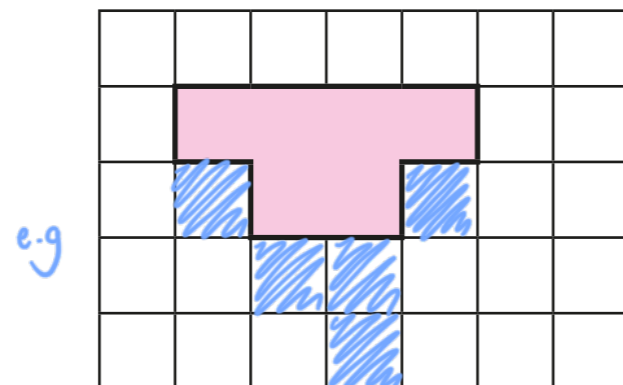
b) area = 13 squares




2 a) Draw two different shapes, each with an area of 8 squares.



3 Shade more squares to make the area 11 squares.

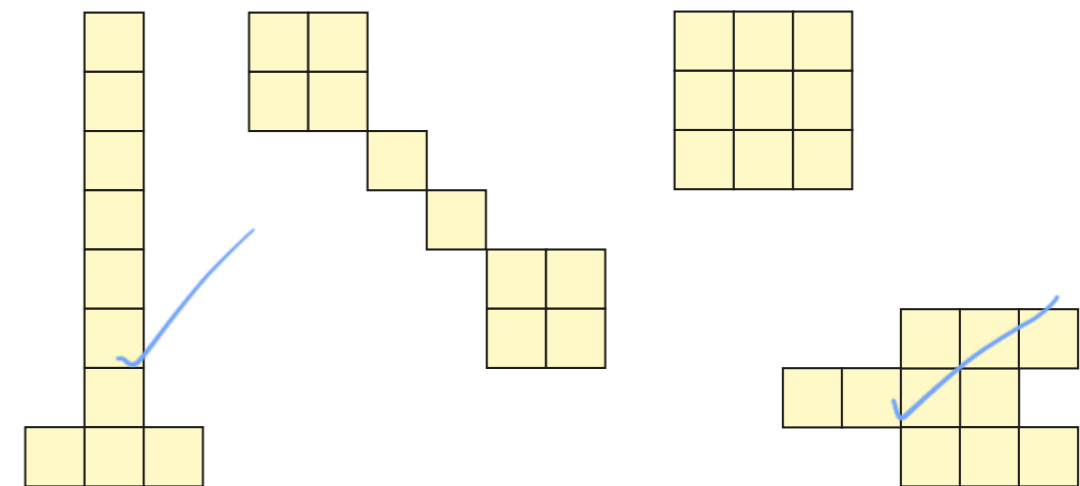


4 Amir has created a shape.



My shape has an area of 10 squares and is rectilinear.

Tick the shapes that Amir could have made.




5



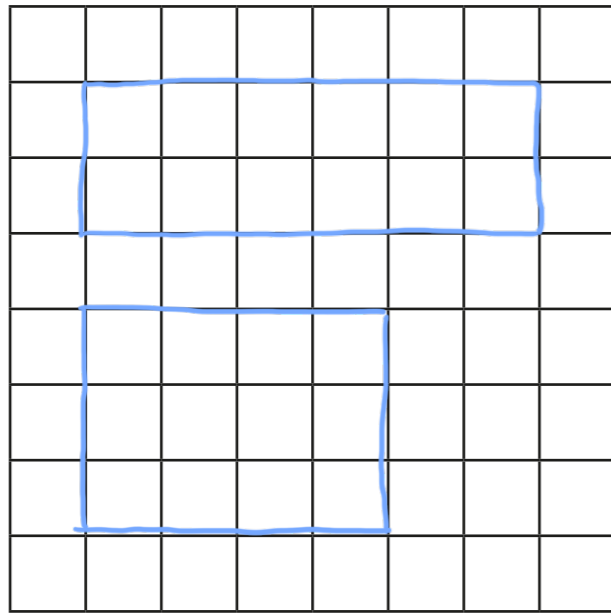
I cannot make a large square using an odd number of smaller squares.

Do you agree with Whitney? No

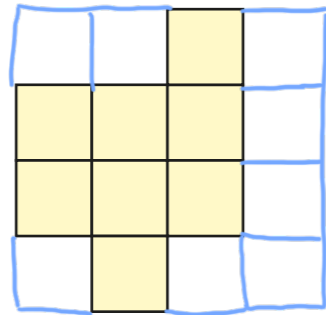
Draw a picture to support your answer.



- 6 Draw two different rectangles, each with an area of 12 squares.



- 7 a) Add squares to this shape to make it into a square.



- b) What is the area of the square you have made?

16 squares

- c) How could you make a larger square?

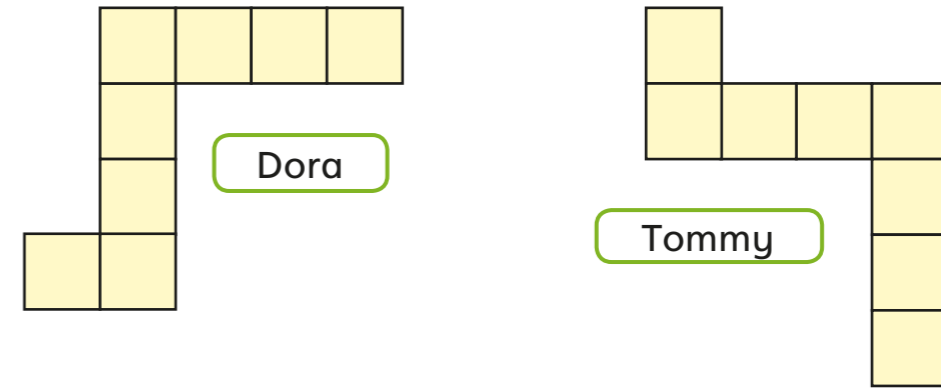
How many more squares do you need to add?

Show your working.

9



- 8 Dora and Tommy have drawn rectilinear shapes.




Tommy says he has made a different shape with the same area.

Do you agree with Tommy? no


Explain your answer.

- 9 Use six square sticky notes or square shapes.



Make as many different rectilinear shapes with the squares as you can.

Draw some of your shapes.



Compare answers with a partner.

